

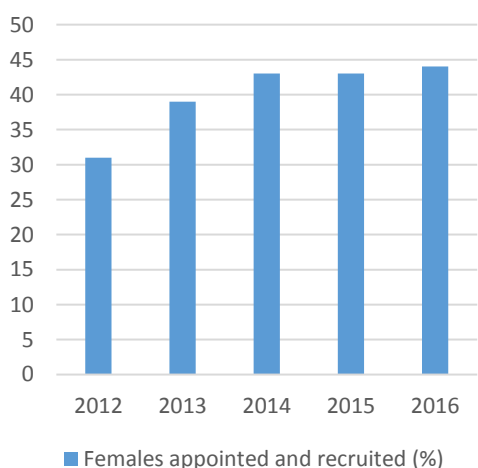


# Responsibility Highlights 2016

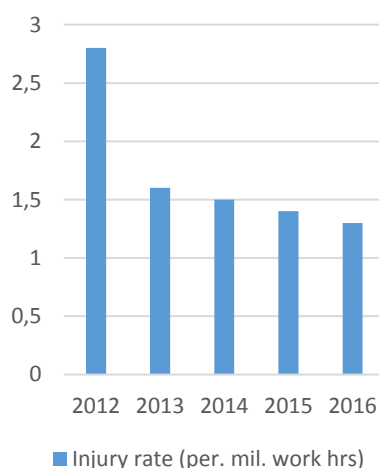
Responsibility data for 2016 from 1 January – 31 December

	2016	2015	Target
Product recalls	0	0	0
Injury rate with absence	1.3	1.4	<1.5
Females appointed and recruited for leadership positions	44%	43%	>40%
Energy efficiency improvement	0.2%	5.0%	>2.5%
Recycled waste	93%	93%	92%
Supplier quality non-conformity resolution rate	100%	100%	100%
Supplier Code of Conduct non-conformity resolution rate	79%	100%	100%

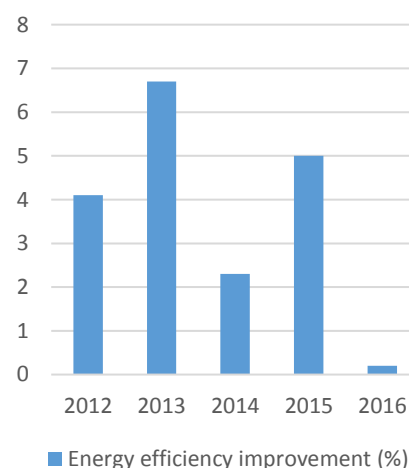
Females appointed and recruited for leadership positions



Injury rate



Energy efficiency improvement



Notes:

For definition of measures, please go to: <http://www.lego.com/aboutus/responsibility/responsibilityreport2014/results2014/accounting-policies>