



Copycat Challenge

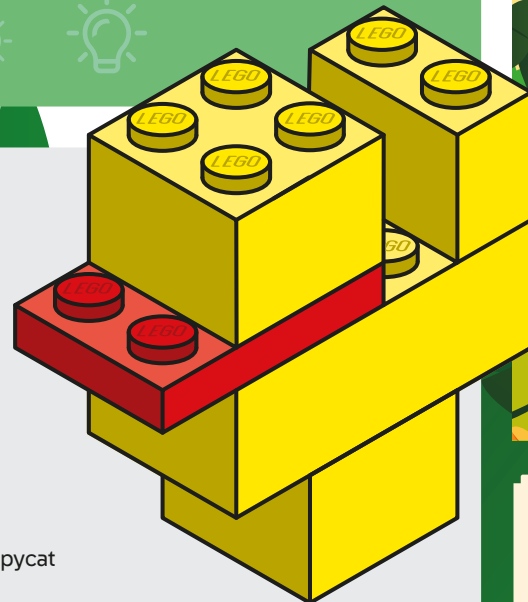
How to set up & play



How it works

Each team needs to build a copy of a LEGO® animal model, but only one of the team members can see the picture of the build.

The other team member has to build the animal based purely on the descriptions they get.



What you need to do:

Before the party

1. Print out the animal images you need for the build. Each team will need a printout.

On the day

1. Put the LEGO bricks where the builder can access them for the game.
2. Split everyone into teams.
3. Hand out the images - making sure the copycat builder doesn't sneak a peek!
4. Explain to everyone how this is a game of teamwork and how the builds will only be a success if they work and talk as a team.

If you have small numbers, you can play as a group where one child builds, and the others try to guess.

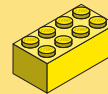
Things you need per team:



x1 1x2 yellow LEGO brick




x2 2x2 yellow LEGO bricks



x1 1x4 yellow LEGO brick



x1 1x3 flat red LEGO brick




Animal picture card

Images of the animal themed mini build.



Optional extra

Prize for the best copycat LEGO animal.



Animal facts:

Koalas sleep for up to 20 hours a day.

Giant pandas spend up to 14 hours a day eating bamboo.



10 mins

You can extend this time if you are playing with younger children.

