



## Guess the LEGO® animal

How to set up & play

### How it works

A child selects a LEGO animal card from the pack. They then build what is written on the card out of LEGO bricks, while the others guess what it is.

You can either play in teams or play it so that everyone guesses and takes it in turns to build a LEGO animal.



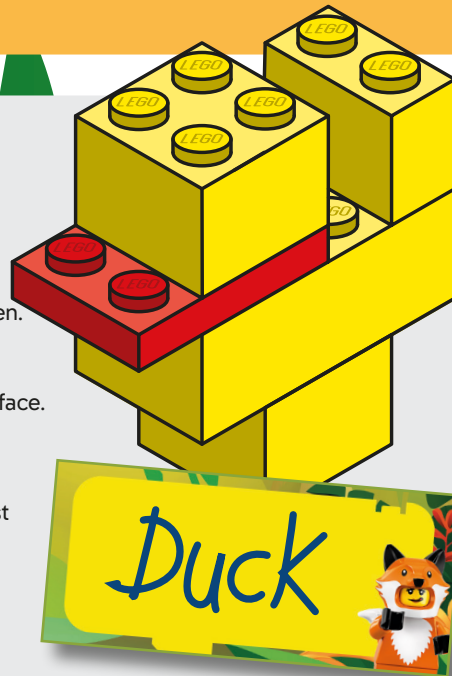
### What you need to do:

#### Before the party

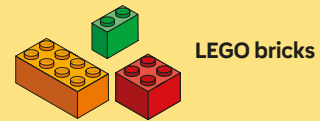
1. Print and cut out the template cards.
2. Write the animals to build on the cards. Make the builds easier for younger children.

#### On the day

1. Place the cards upside down on a flat surface.
2. Put the LEGO pieces nearby.
3. Explain the rules and select who goes first (maybe the birthday child).
4. Set your stopwatch to 5 minutes and let the fun begin!



### Things you need:



LEGO bricks



Clock or stopwatch



#### Animal template cards

The cues for children to follow when building their LEGO animal.



#### Optional extra

Prize for the best build.




Let LEGO Minifigures introduce the game by playing the accompanying video.

### Animal facts:

Elephants are the only animals that can't jump.

Foxes use over 40 different sounds to communicate.

Kangaroos can't walk backwards.



**5 mins** per round

Tests your LEGO building and guessing skills.

