

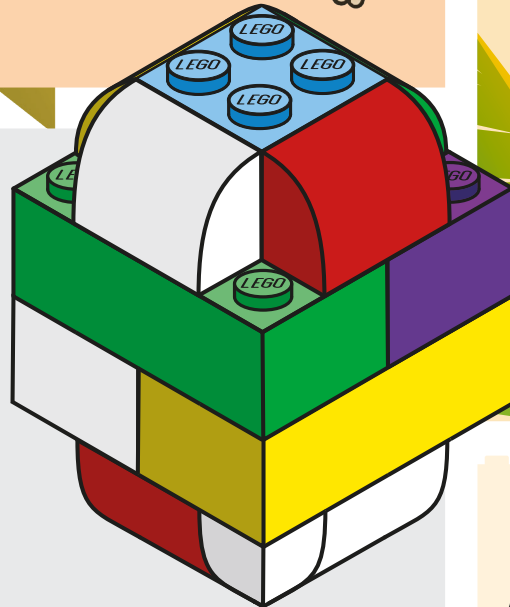


Dino Egg & Spoon

How to set up & play

How it works

Children race, while balancing a LEGO® brick-built dinosaur egg (or a single brick) on a spoon.



What you need to do:

Before the party

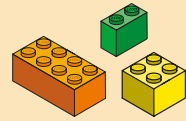
1. Mark out the course (around 10ft from start to finish).

On the day

1. Get the children building their LEGO dinosaur eggs (if you're playing it this way).
2. Give each child a spoon & put their brick/egg onto it.
3. Children hold the spoon in their hand.
4. Start the race!

If a player's egg/brick falls, they can pick it up and restart the race where they are. Or they can go back to the starting point if you want the game to last longer.

Things you need:



LEGO bricks

To balance, or for building LEGO dinosaur eggs.



Set of spoons

Big enough to hold a LEGO brick or a dinosaur egg.



Starting/finishing line

Tape or a place marker.



Optional extra


Prize for the fastest child.



Dinosaur facts:

Chickens are modern dinosaurs and share DNA with T-Rex.

Dinosaurs lived on every continent, even Antarctica.



10-12 mins

Can take longer if you have more rounds.