



LEGO Print & Play Pack: Make your own LEGO® Harry Potter Zoetrope

Enjoy more play and fun with your creations by making your very own LEGO Harry Potter Zoetrope.




Zoetrope Assembly Instructions*

For ages 6+ with support from an adult



*Print on paper or, for better overall experience, **print on card**.





Did you know?

The zoetrope is one of the earliest animation devices. When you look at the images spinning in the zoetrope, they appear to be moving!

This is because the images are spinning so fast that your brain merges them together to see one moving image.

Draw **your own**
12 frame animations!



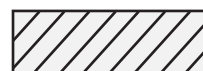


Panel A
(connects with panel D)

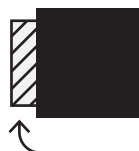
Fold

Cut


Apply glue or use tape



Black panels in front



Panel B
(connects with panel C)



Panel C
(connects with panel B)

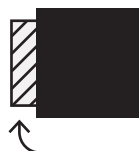
Fold

Cut

Apply glue or use tape



Black panels in front



Panel D
(connects with panel A)