



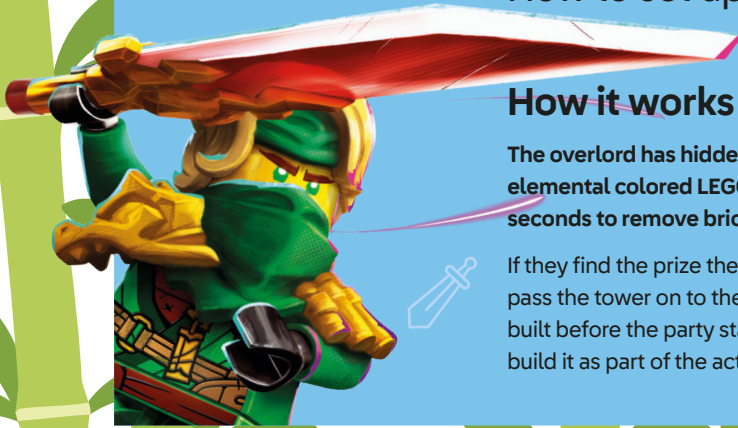
# Elemental Tower Challenge

## How to set up & play

### How it works

The overlord has hidden treasure in a tower of elemental colored LEGO® bricks. Each child has 5-10 seconds to remove bricks from a LEGO tower.

If they find the prize they keep it. If they don't, they pass the tower on to the next child. The tower can be built before the party starts, or the children to help build it as part of the activity.



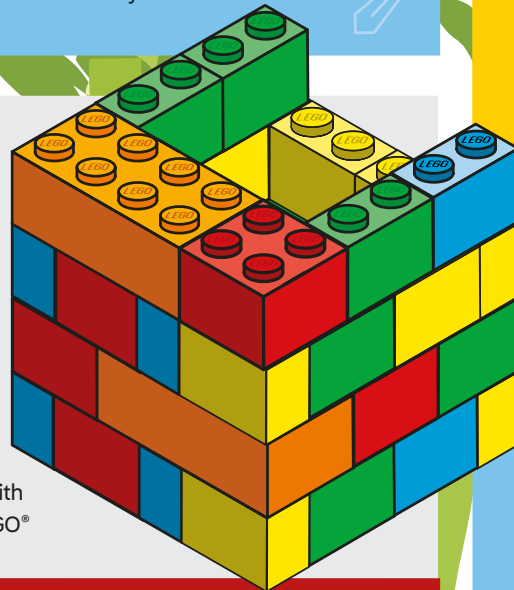
### What you need to do:

#### Before the party

1. Build your tower (if you're not getting the children to build it).
2. Don't forget to hide the prize somewhere in the tower.


#### On the day

1. Explain the rules and select who goes first.
2. Older children can attempt removing bricks with one hand (they can imagine they have NINJAGO® swords in the other hand).
3. Set your timer and start the fun.



The more children you have the bigger the tower needs to be. For older children you can use flat bricks along with regular bricks, as they take longer to remove.

### Things you need:



Baseplate & LEGO bricks in elemental colors.

Red + orange = fire

White + blue = ice

Brown + green = earth

Yellow = lightning



A timer/stopwatch



Prize

(ideally hidden in a bag)



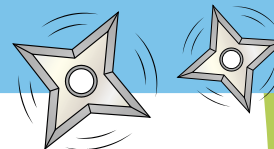
Let LEGO Minifigures introduce the game by playing the accompanying video.



### NINJAGO facts:

Zane's weapon of choice are shurikens.

Once the Great Devourer was defeated, The Stone Army was released by The Serpentine



**10 mins** in total (5-10 seconds per go).

You can adapt the time depending on the age of the children.

