



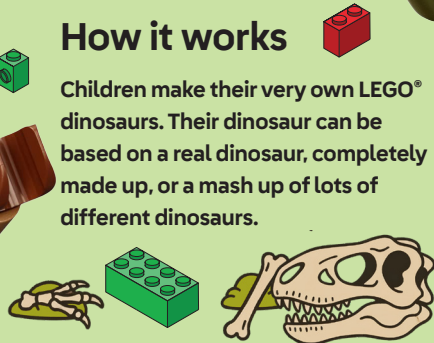
Dino Design

How to set up & play



How it works

Children make their very own LEGO® dinosaurs. Their dinosaur can be based on a real dinosaur, completely made up, or a mash up of lots of different dinosaurs.



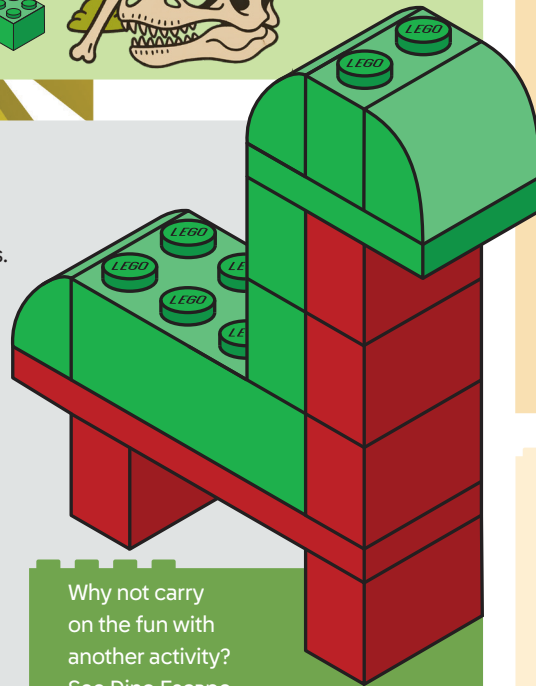
What you need to do:

Before the party

1. Gather LEGO bricks to make the dinosaurs.

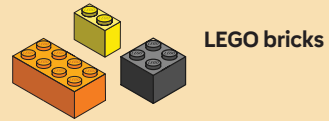
On the day

1. Show the children some reference pictures of dinosaurs or ask them to discuss their favorite dinosaurs for inspiration.
2. Get building! Could the dinosaur have a special power? Like an extra long tail, or spikes!
3. Set 15 minute timer.
4. Showcase the children's amazing creations!




Why not carry on the fun with another activity? See Dino Escape for details.

Things you need:



Optional extras

Prize for the best dinosaur.



Some dinosaur pictures to inspire your builders.

Dinosaur facts:

The longest dinosaur ever found was longer than 4 school buses!

Dinosaurs lived on Earth for about 165 million years.



15 mins

This fun activity will let their imaginations roam free – like a dinosaur.