



© & ™ Lucasfilm Ltd.

THE **MAGAZINE**



COOL CREATIONS



POSTER



COMICS



NEW LEGO® MODELS

WELCOME TO ISSUE 4

HI, IT'S MAX!

WE'VE BEEN BUSY ALL DAY BUILDING GIFTS FOR BUILD TO GIVE (SEE THE NEXT PAGE FOR MORE ON THAT). NOW IT'S TIME TO DECORATE THE TREE! WE'RE GETTING SET TO PUT THE STAR ON TOP.

ALMOST THERE!


HOW MANY GIFTS DO YOU THINK WE BUILT, LINDA?

ENOUGH TO MAKE IT A REALLY GREAT TIME OF YEAR FOR A LOT OF KIDS!

YOU SHOULD HAVE LET ME LIFT THE STAR UP THERE USING THE FORCE. IT MIGHT WORK. I'M NOT A JEDI, BUT I AM A STAR WARS MEGA-FAN.

HAPPY NEW YEAR!
SEE YOU IN 2023!

THE ADVENTURES OF MAX



TURN THE PAGE TO SEE MAX'S POPCORN COMIC!



DON'T HAVE THE LEGO® LIFE APP YET?

You can download it today for **FREE** from one of the app stores and sign in with your LEGO Account.

Apple and the Apple logo are trademarks of Apple Inc., registered in the U.S. and other countries. App Store is a service mark of Apple Inc. Google Play and the Google Play logo are trademarks of Google LLC.



JUST FOR YOU



Check out all the excitement in this issue! You will also see Max holding up his flag where puzzles and comics have been created just for you. **Look for him throughout the magazine!**

PUZZLED?

- Look for these icons
- on activity pages.
- They will tell you if
- the activity is easy,
- hard, or somewhere
- in between. Try them
- all and see how you
- do! **If you get stuck,**
- **the answers can be**
- **found on page 25.**



LEVEL 1
Easy



LEVEL 2
Somewhere in-between



LEVEL 3
Hard



LEGO® Life Magazine

For information about LEGO® Life visit LEGO.com/life

For questions about your membership visit LEGO.com/service

LEGO Life Magazine
PO Box 3384
Slough SL1 OBJ
00800 5346 5555

LEGO Life Australia
PO Box 856
North Ryde BC, NSW, 1670
Freecall 1800 823757

LEGO Life New Zealand
B:Hive, Smales Farm
Level 4
72 Taharoto Rd
Takapuna
Auckland 0622
New Zealand

(UK/AU/NZ)

LEGO, the LEGO logo, the Minifigure, NINJAGO, the FRIENDS logo, MINDSTORMS and the Brick and Knob configurations are trademarks of the LEGO Group. ©2022 The LEGO Group.



Build a Gift. GIVE a Gift.

Build a gift and share a picture in the Build to Give group in the LEGO® Life app. We'll donate a gift for each one you build to a child in need of play!

TELL US WHAT YOU THINK OF THIS MAGAZINE!

Ask a parent or guardian to **scan this code** or visit LEGO.com/LIFESURVEY to take the survey right away!



POLAR PARTY GUEST!



WE'RE ALL READY. LET'S DECORATE THE TREE!



AWESOME!

THIS IS GOING TO LOOK FANTASTIC.

OKAY, GRAB THE END AND WE'LL GET -



- STARTED?



THERE IT IS!

GRAB IT!

EVERYBODY DIVE ON IT!




OOF!

I'VE GOT IT!

NO, THAT'S MY TOE!

MMMM, EXTRA BUTTER!

GRAB IT, DON'T EAT IT!



MASTER NINJA MOVES!

Before they can win against the Crystal King, the ninja have to practise their moves. Training can make the difference between victory and defeat!

The key to mastering the following sequences is keeping balance whilst performing each rotational movement. **IMPORTANT:** Do not attempt to perform these movements without the supervision of an experienced Spinjitzu Master!


SPIN

Nya amazed the other ninja with her skill in this sequence!



1

Ninja stands with knees bent, one foot in front of the other.



2

Ninja turns at waist.



3

Ninja quickly turns back, bringing back foot up and around. Then they drive rear knee towards target.

SEE-SAW


This practice helps getting better in Kick Back movements.

Kai and Jay were particularly keen on practising this move.



1

TEAMWORK: Two teammates stand back-to-back and interlock elbows.



2

Ninja A bends forward. Ninja B, on ninja A's back, kicks legs straight out to strike.



3

Ninja B bends forward. Ninja A, on ninja B's back, kicks legs straight out in opposite direction.

ULTIMATE NINJA MOVES!

Four important ninja moves are the Spin, Jump Up, Kick Back and Whip Around. Which one do you think would be the easiest to do? Write the numbers 1 through 4 under the pictures, with 1 being the easiest move and 4 being the hardest.











FIND THE GOLDEN WEAPONS

The ninja must get their powerful Golden Weapons of Spinjitzu so they can defeat the Crystal King. Help each ninja through the maze - you can even challenge a friend or family member and race them to see who makes it through the fastest.



Puzzled?
You can find the answers on page 25.



THE FINAL SHOWDOWN!



HI IT'S BOB! I'M THE BIGGEST STAR WARS™ FAN EVER. YOU MIGHT KNOW ME FROM THE LEGO® LIFE APP - IT'S NICE TO MEET YOU! OBI-WAN KENOBI IS CHALLENGING DARTH VADER IN THE ULTIMATE LIGHTSABRE DUEL. WHO DO YOU THINK WILL WIN?

TWICE THE ACTION

There are two pictures of this classic conflict. Can you find seven things in the bottom picture that are different from the picture on top?

Need help? You'll find the answers on page 25.



© 2022 The LEGO Group. STAR WARS® & TM Lucasfilm Ltd.™ & © Warner Bros. Entertainment Inc. (S22)



OBI-WAN KENOBI

Obi-Wan Kenobi is a Jedi Master, gifted in the ways of the Force. He trained Anakin Skywalker and fought in the Republic Army during the Clone Wars.



DARTH VADER

Anakin Skywalker was a heroic Jedi Knight before he went over to the Dark Side of the Force. He became a Sith Lord and served the Emperor for many years.

HELP THE VIKINGS GET BACK TO THEIR SHIP!

The Vikings were people who lived in Scandinavia (Sweden, Norway and Denmark) long ago. They travelled the oceans and explored many lands. But sometimes they ran into unexpected dangers!

Vikings were also called Norsemen or Northmen, because they came from the north.

Vikings were awesome sailors and boat builders, but they were also good farmers.

The Viking language was written using symbols called 'runes'. The name of their alphabet was Futhark. Runes were usually carved on wood, stone or bone.

31 IN 1

WHAT'S THE PASSWORD?

The Viking explorers were on their way back to their ship when they ran into a mighty dragon and fierce wolf. The only thing that will drive the beasts away is a special Viking password – but no one can remember what it is! Help them out by decoding the secret message.

(Hint: The password is the name of the Viking runic alphabet.)

Ⓜ ψ ρ ⊞ Δ Ⓡ ⚔

CODE KEY	A	B	C	
	Δ	Ⓜ	⚔	
D	E	F	G	H
⚔	Ⓡ	Ⓜ	⚔	⊞
I	J	K	L	M
Ⓡ	Ⓜ	⚔	Δ	Ⓡ
N	O	P	Q	R
Ⓡ	Ⓜ	Ⓡ	⚔	Ⓡ
S	T	U	V	W
⚔	Ⓡ	ψ	Ⓡ	⚔
X	Y	Z		
⊞	Ⓡ	⚔		

NO TIME!

THE LEGO® CITY FIRE DEPARTMENT IS ALWAYS READY FOR ANY EMERGENCY.

THERE'S A FIRE
DOWNTOWN.
TIME TO ROLL!

NO TIME!

GET ME A TIN OF TUNA,
A BATH TOWEL,
SOME SHREDDED NEWSPAPER
AND A BIG BOX!

RIGHT, CHIEF!

WEEE-000
WEEE-000

FIRE TEAM TO THE RESCUE!

TOO SLOW!


FASTER, FASTER!

SCREEEECH!

SAFETY FIRST!

THANKS.
HEY, HAS ANYBODY
SEEN MY CAT?





Find a New World of Building!

The **FREE** LEGO® Builder app will guide you and track your building completion. You can zoom in, rotate your model while you build, and save your sets!



BUILDER

LEGO® Builder



Apple and the Apple logo are trademarks of Apple Inc., registered in the U.S. and other countries. App Store is a service mark of Apple Inc. Google Play is a trademark of Google Inc.



Build an alien city the Jedi might visit.

Build or draw a spaceship battle.

Did You Know...?
Three puppeteers worked inside the Jabba the Hutt puppet to make it move.

If you lived in the Star Wars universe, what would your name be? Write it down!

Did You Know...?
The Ewoks are stars of *Star Wars: Return of the Jedi*, but the word "Ewok" is never spoken in the movie.

Did You Know...?
The voice of Chewbacca was made by combining bear, lion, walrus and badger sounds.

Build something the Rebels could use to stop the Death Star.

Draw and colour on a piece of cardboard to make a background scene for your LEGO Star Wars adventure.

Build or draw a scene from your own Star Wars story.

Did You Know...?
Mace Windu is the only character to use a purple lightsaber.

Build a Star Wars ship using LEGO bricks.

FINISH

THIS IS HOW WE PLAY!
How about you? Share your creations in the Star Wars™ group in the LEGO® Life app!



Disney
PRINCESS

PLAY YOUR STORY



Disney
FROZEN



GO ON A LEGO® STAR WARS™ QUEST FOR FUN

There are lots of ways to make your LEGO® Star Wars™ play even more exciting, from building new models to drawing or painting scenery and more. Here are some ideas for you in a fun game you can play with friends or family.



HEY THERE, I'M BOB AND I LOVE STAR WARS! I CANNOT WAIT TO PLAY THIS GAME. YOU CAN ALSO PLAY IT ON YOUR OWN. HAVE A BLAST!



HOW TO PLAY:

- 1 You will need minifigures, mini-dolls or bricks for playing pieces and one dice.
- 2 Each player puts their playing piece on START.
- 3 Roll to see who goes first. Whoever rolls the highest number gets the first turn.
- 4 Follow the instructions on each space.
- 5 The game ends when all players have reached the Finish.

THIS IS HOW WE PLAY

© &™ Lucasfilm Ltd.

START

Explore an alien world! Take a photo of your minifigures having an adventure outdoors.



Build or draw something that could be used to transport Battle Droids.

Did You Know...?
The first *Star Wars* movie released was *Star Wars IV: A New Hope* in 1977.

Did You Know...?
The sound of a TIE Fighter engine was made by combining an elephant's bellow and a car skidding on pavement.

Build or draw a new kind of *Star Wars* alien.

Draw your favourite *Star Wars* character.

Did You Know...?
The character of Chewbacca was inspired by *Star Wars* creator George Lucas' dog, Indiana.





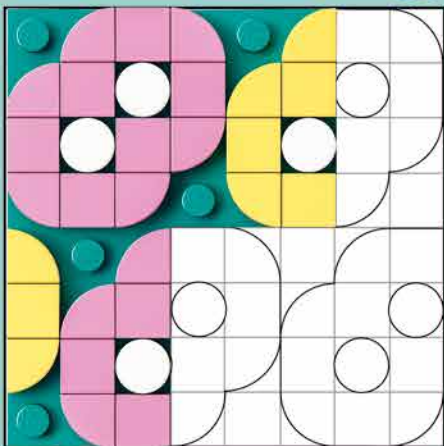
YOU DOT YOU!



COLOUR YOUR WORLD

Check out the two patterns below. We got them started, now you can add colour and finish them. Follow the patterns or create your own! When you're done, fill in the blank pattern with any colours or shapes you like.

Need Help? You can find the answers on page 25.



Build a Gift.
GIVE a Gift.

Build to Give with DOTS

Show your style and make the season a little brighter for another child. Build a gift and share a picture in the Build to Give group in the LEGO® Life app. The LEGO Group will donate a gift to a child in need of play for each one you build!



Look for more fun in the DOTS group in the LEGO® Life app.



FUN IN THE COURTYARD


Anna and Elsa love spending time in their castle courtyards. Come spend the day with them!



RETURN TO THE COURTYARDS

Help Bruni and the snowgie get through the maze to Anna and Elsa. You can even challenge a friend or family member to see who can solve the maze the fastest.

Puzzled? You can find the answers on page 25.






CREATE YOUR OWN COURTYARD



Draw your own royal courtyard for Elsa or Anna.
We have added an arch to get you started.



Royal Courtyard of

Write your name above.

Disney
FROZEN

The Ultimate Car
Tess & Rory, ages 9 & 6,
New Zealand



Martin's Creation
Martin, age 5,
Denmark



Two Generations of LEGO® models!
Ruby and Annabelle, age 5,
United Kingdom



COOL CREATIONS

Do you have an awesome build you would like to share with other builders? Send us your photo!

- 1 Have a photo taken of you with your build. You might see it on this page in a future issue.
- 2 Ask a parent or guardian to go to LEGO.com/life/magazine.
- 3 There they can download and complete the Submission Form, then email it along with your photo. See the Submission Form for the email address.
- 4 Remember that you can send us a story about your model too. Tell us how you built it, what's going on in the scene, or whatever you like. Max also loves getting your letters!

Max
Sabine,
age 5,
Australia



Gas Drilling Installation
Lennart, age 7,
Netherlands




CHECK OUT THE ONLINE GALLERY AT LEGO.COM/LEGOMAGAZINE FOR MORE COOL CREATIONS.

THANKS TO EVERYONE WHO SENT IN THEIR CREATIONS, INCLUDING NICO, JONAH, OLIVIA, ZEKE, JASON, ALEK, JENS AND MARLIS! YOU ROCK!



Space Station
Logan, age 5,
United States



Super Car
Zaydaan,
age 7,
Canada



Rebuild the world

Robbotty
Will, age 6,
Australia



Great Secure Villa
Jason, age 8,
France



**Super Vehicle
and Race Track**
Caleb, age 5,
United States



Sports Centre
Noemie, age 6,
Canada



**Jay's
Floating
Speedster**
Mattia,
age 6,
Switzerland



LEGO® House
Benjamin, age 8,
Germany



SAVE THE ICE CASTLE



Zombies and skeletons are headed for the Ice Castle and only the Royal Warrior and the Yeti can stop them. They will have to use all their skill, strength and potion-making ability to keep the castle safe.



PREPARE A POTION
 The right potion can be the difference between victory and defeat. And a good healing potion is always a handy thing to have around! Think like a Minecrafter and decode the list of ingredients needed to make a healing potion the Royal Warrior can use.



7	12	9	19	20	5	18	9	14	7		13	5	12	15	14

23	1	20	5	18		2	15	20	20	12	5

14	5	20	8	5	18		23	1	18	20

CODE KEY

1	A	14	N
2	B	15	O
3	C	16	P
4	D	17	Q
5	E	18	R
6	F	19	S
7	G	20	T
8	H	21	U
9	I	22	V
10	J	23	W
11	K	24	X
12	L	25	Y
13	M	26	Z

Puzzled?
 You'll find the answers on page 25.



Build one of the items you decoded and share it in the LEGO Life app.

BUILD A BABY POLAR BEAR!

Rebuild
the world

This adorable little fellow is here to say season's greetings to everyone. You can build him using pieces from your LEGO® collection. Don't worry about matching the colours – you can make your polar bear any colour you like.

1 [Diagram: 1x 1x4 Technic brick with 4 holes, 2x 1x2 Technic brick with 2 holes]

2 [Diagram: 1x 1x2 Technic brick with 2 holes, 1x 1x2 Technic brick with 2 holes]

3 [Diagram: 1x 1x2 Technic brick with 2 holes, 1x 1x2 Technic brick with 2 holes]

4 [Diagram: 1x 1x2 Technic brick with 2 holes, 1x 1x2 Technic brick with 2 holes]

5 [Diagram: 1x 1x2 Technic brick with 2 holes, 1x 1x2 Technic brick with 2 holes]

6 [Diagram: 1x 1x2 Technic brick with 2 holes, 1x 1x2 Technic brick with 2 holes]

7 [Diagram: 1x 1x2 Technic brick with 2 holes, 1x 1x2 Technic brick with 2 holes]

8 [Diagram: 1x 1x2 Technic brick with 2 holes, 1x 1x2 Technic brick with 2 holes]

9 [Diagram: 1x 1x2 Technic brick with 2 holes, 1x 1x2 Technic brick with 2 holes]

10 [Diagram: 1x 1x2 Technic brick with 2 holes, 2x 1x2 Technic brick with 2 holes]

11 [Diagram: 1x 1x2 Technic brick with 2 holes, 2x 1x2 Technic brick with 2 holes]

12 [Diagram: Completed baby polar bear]



IT'S A SEASON OF FUN

This festive season makes giving gifts easy. The LEGO® gifts you build and share in the Build to Give group in the LEGO Life app will become real gifts. The LEGO Group will donate them to children in need of play. Tick off all the other activities you do at your home during this time!



Gift-giving



Baking



Singing



Playing Music

DRAW YOUR FAVOURITE FESTIVE ACTIVITY

Draw a picture of you and your family or friends having fun together doing your favourite activity.

ENTER THE MINISTRY OF MAGIC™

The Ministry of Magic™ is the powerful organisation that enforces the laws of magic. Located deep in the heart of London, this huge, underground building can be accessed via a broken-down red telephone box. Once a visitor gives their name and the reason for their visit, the telephone box turns into a lift that brings them down to the Atrium.



Harry Potter

WIZARDING
WORLD



HARRY POTTER characters, names and related indicia are © and
™ Warner Bros. Entertainment Inc. WBSHIELD © and W.B.E.I.
WIZARDING-WORLD and all related trademarks, characters,
names, and indicia are © &™ Warner Bros. Entertainment Inc.
Publishing Rights © JKr. (s22)



MAKE A MAGICAL ESCAPE!

Harry, Ron and Hermione snuck into the Ministry of Magic™ to recover enchanted artifacts. Now they need to get out again before they're caught! Guide them through the maze to safety.

Puzzled? You'll find the answers on page 25.

BE A SUPER HERO!

The world needs more super heroes like the ones found in Wakanda! Answer the questions on this page and let us know what kind of hero you want to be.

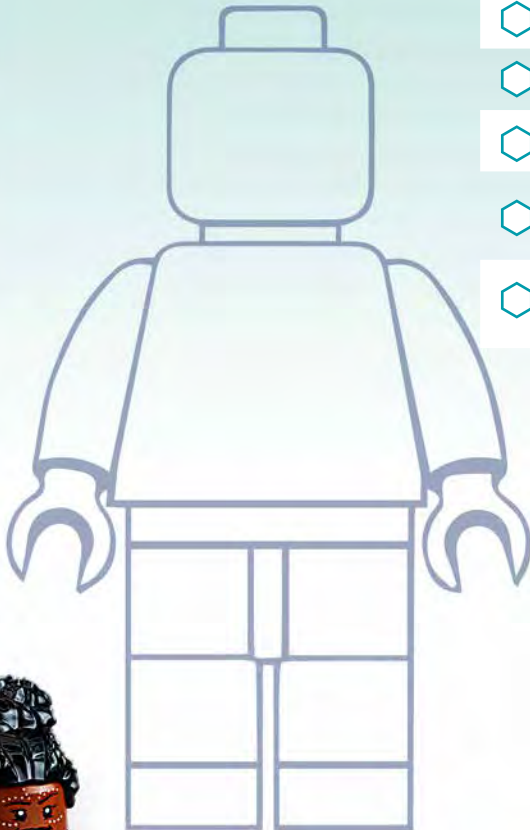


WHAT IS YOUR SUPER HERO NAME? _____



SUPER ART

Draw a picture of yourself as a super hero!



WHAT KIND OF PERSON DO YOU THINK A SUPER HERO SHOULD BE?

(Tick as many answers as you like.)

- | | |
|--|---|
| <input type="checkbox"/> Honest | <input type="checkbox"/> Sleepy |
| <input type="checkbox"/> Silly | <input type="checkbox"/> Kind |
| <input type="checkbox"/> Loud | <input type="checkbox"/> Nosy |
| <input type="checkbox"/> Brave | <input type="checkbox"/> Late for Dinner |
| <input type="checkbox"/> Kind to Animals | <input type="checkbox"/> Always Ready to Help |



ANSWERS:

LEGO® NINJAGO®, pg. 6-7



LEGO Star Wars®, pg. 8



LEGO Creator, pg. 9
FUTHARK

LEGO® Super Mario™, pg. 12



LEGO DOTS, pg. 17



LEGO | Disney Frozen, pg. 18-19



LEGO Minecraft®, pg. 22

GLISTERING MELON, WATER BOTTLE, NETHER WART

LEGO Harry Potter®, pg. 24



SHARING HEARTS

EMMA IS ALL READY TO HEAD OFF TO ART SCHOOL. WELL, EXCEPT FOR ONE THING...

OOOF! I CAN'T GET THIS SUITCASE TO CLOSE!

LET US GIVE IT A TRY.

NO GOOD.

EMMA, YOU'RE GOING TO HAVE TO TAKE SOME STUFF OUT.

BUT WHAT? I'LL NEED THESE PAINTBRUSHES AT ART SCHOOL.

WHAT ABOUT THIS SUN HAT?

OH, STEPHANIE MIGHT BE ABLE TO USE THAT!

"SHE AND ELIJAH CAN BRING IT ON THEIR BOAT TRIP AROUND THE WORLD," SAYS EMMA.

MIA COULD USE THESE EXTRA BLANKETS AT HER NEW ANIMAL RESCUE.



WOW, IT'S THE SCRIPT FROM OUR HIGH SCHOOL PLAY! CAN I KEEP THIS?

SURE.




"MAYBE WE CAN PUT ON THE PLAY AT MY THEATRE SCHOOL," SAYS ANDREA.

HERE, OLIVIA. TAKE THIS PAINTING WITH YOU TO SPACE ACADEMY.

THANKS! NOW, EVEN AFTER I LEAVE -



"I'LL REMEMBER STARRY NIGHTS IN HEARTLAKE CITY," SAYS OLIVIA.



CONTINUED ON NEXT PAGE!

If undeliverable return to:

LEGO® New Zealand

B:Hive, Smales Farm

Level 4

72 Taharoto Rd

Takapuna


Auckland 0622

New Zealand

New Zealand
No. 173053



Next issue of the LEGO® Life Magazine out in January!



THE END