



HAUNTING
GOOD FUN WITH
LEGO® LUIGI™



TM & © 2022 Nintendo.

THE MAGAZINE



COOL CREATIONS



ACTIVITIES



COMICS



NEW LEGO® MODELS

SEPT - OCT | 2022

WELCOME TO ISSUE 4!



HI, IT'S MAX!
WE'RE GETTING SET FOR
MY BIG HALLOWEEN PARTY.
THE FIRST STEP IS TO PICK
SOME PUMPKINS FROM
THE PATCH.

WHAT'S BLACK, WHITE,
ORANGE AND WADDLES?
A PENGUIN WITH A
PUMPKIN!

I LIKE BIG PUMPKINS
AND SMALL PUMPKINS
AND EVEN MEDIUM-SIZED
ONES. THEY ALL MAKE
GREAT DECORATIONS!

THE ADVENTURES OF MAX




TELL US WHAT YOU THINK OF THIS MAGAZINE!


Ask a parent or guardian to **scan this code** or visit **LEGO.com/LIFESURVEY** to take the survey right away!




PUZZLED?

Look for these icons on activity pages. They will tell you if the activity is easy, hard, or somewhere in between. Try them all and see how you do! **If you get stuck, the answers can be found on page 27.**

- 

LEVEL 1
Easy
- 

LEVEL 2
Somewhere in-between
- 

LEVEL 3
Hard



Don't have the **LEGO® Life** app yet?



You can download it today for **FREE** from one of the app stores and sign in with your LEGO® Account.



Find a **New World of Building!**

The **FREE** LEGO Builder app will guide you and track your building completion.



You can zoom in, rotate your model while you build, and save your sets!



LEGO® Life Magazine

For information about LEGO® Life visit LEGO.com/life
For questions about your membership visit LEGO.com/service
or call **1-877-518-5346**

 PO Box 1138
Enfield, CT 06082

 PO Box 600
Markham, ON
L3R 8G8



(US/CA)
LEGO, the LEGO logo, the FRIENDS logo, NINJAGO, the NINJAGO logo, the MINIFIGURES logo, the Minifigure and the Brick and Knob configurations are trademarks and/or copyrights of the LEGO Group. ©2022 The LEGO Group. All rights reserved.

BUILDER

Apple and the Apple logo are trademarks of Apple Inc., registered in the U.S. and other countries. App Store is a service mark of Apple Inc. Google Play and the Google Play logo are trademarks of Google LLC.

 **LEGO® Builder**



HALLOWEEN MYSTERY!



GREAT HALLOWEEN PARTY, MAX!

THANKS!

HEY, HAS ANYONE SEEN MY HAT? I HAD IT WHEN I CAME IN.



THERE'S A HORSE THIEF AT THIS PARTY!

HUH? THERE WAS A HORSE WEARING A HAT?



MY CANDY CANE IS GONE!

AND MY PUMPKIN!

WHERE'S MY SWORD?



HMMMM, THERE'S A MYSTERY HERE, AND NO ONE CAN SOLVE IT FASTER THAN DETECTIVE MAX!



WHERE WERE YOU FOR THE LAST HOUR?

HERE!

OH, THAT'S RIGHT...



IS THERE A LOST AND FOUND?

LET'S LOOK FOR FINGERPRINTS! OH, WAIT, WE DON'T HAVE FINGERS...

WHAT IF IT WAS A CANDY-CANE-COLLECTING, SWORD-STEALING, PUMPKIN-ROACHING GHOST?





THERE'S NO SUCH THING AS GHOSTS. I - HEY! WHAT HAPPENED TO MY MAGNIFYING GLASS?



IF THERE ARE NO GHOSTS, WHAT'S THAT??

I'M NOT LOOKING AND YOU CAN'T MAKE ME.



OH, THAT'S NOT A GHOST. BUT IT IS THE ANSWER TO OUR MYSTERY. COME ON OUT FROM UNDER THERE.



WHAT DO YOU HAVE TO SAY FOR YOURSELF?

WINNER OF THE COSTUME CONTEST, RIGHT HERE!

A HAUNTING GOOD TIME AT LUIGI'S MANSION™

All the ghosts have come out to play at Luigi's Mansion™. Put on the Poltergust and join in!




 **CATCH THE GRABBING GHOST**

LEGO® Luigi™ is after the Grabbing Ghost! Help him get through the maze to catch it before it can get away.

Multiple sets shown.
LEGO® Luigi™ featured above is sold separately.
A LEGO Luigi or LEGO® Mario™ Starter Course is required to play interactively.



START





C



GEM HUNT ACTIVITY




Those sneaky ghosts
have hidden two gems
in this picture.
**Can you
find them?**



TM & © 2022 Nintendo.

MANSION MATCH-UP ACTIVITY

Look at the four images below and see if you can find them in the big picture. When you spot one in the big picture, write down the letter of its location in the box.



FINISH!

Need Help?
Answers can
be found on
page 27.



More LEGO® Super Mario™
fun is waiting for you in
the LEGO Life app!



Harry Potter

UNCOVER THE SECRET OF HOGWARTS™

Dumbledore's office and the Hogwarts™ library are places of magic and mystery. There are secret books to be found full of instructions for how to make magical potions – potions that can help you do amazing things! What kind of magic will you make?



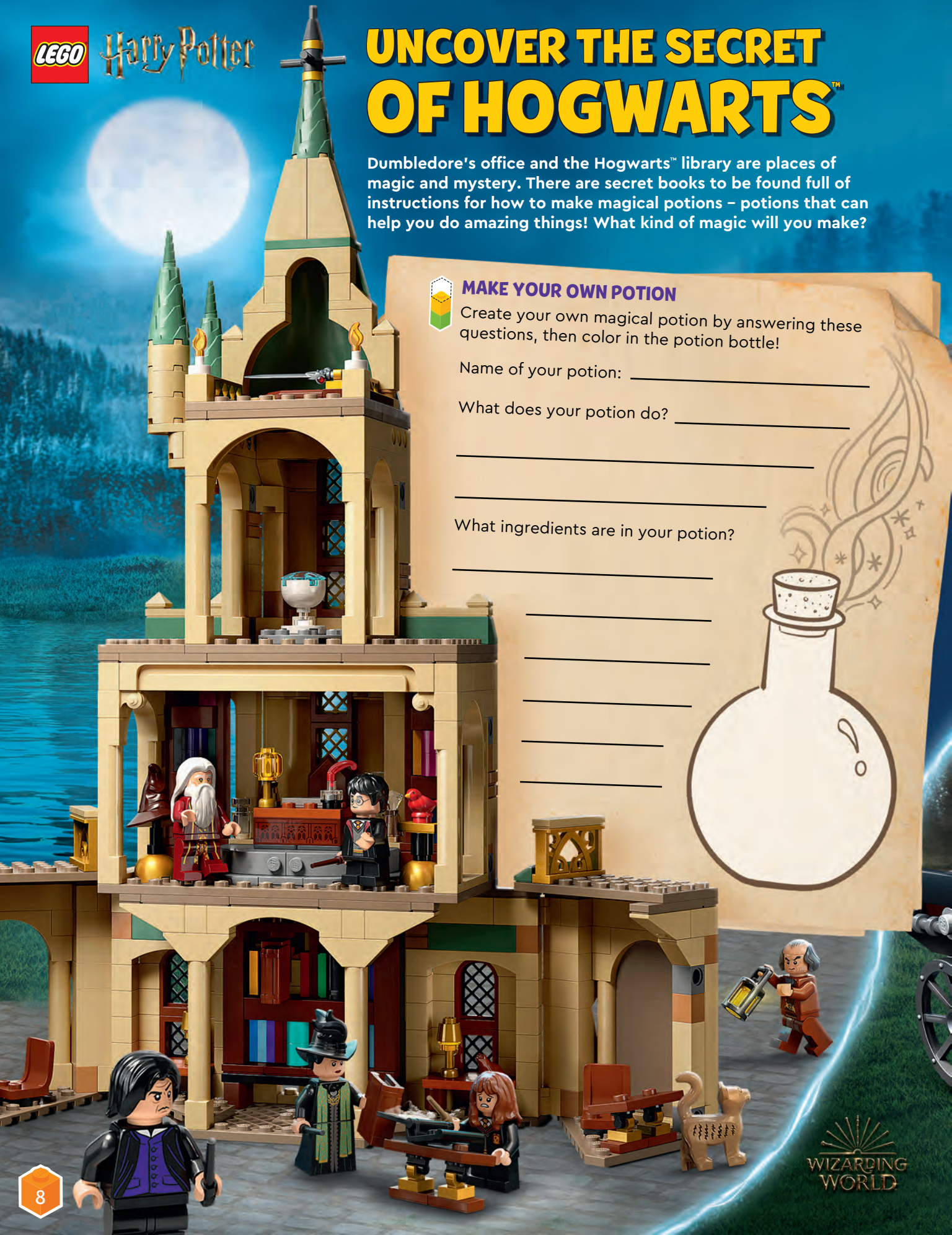
MAKE YOUR OWN POTION

Create your own magical potion by answering these questions, then color in the potion bottle!

Name of your potion: _____

What does your potion do? _____

What ingredients are in your potion?





FIND THE HIDDEN SPELL

Circle all the words from the list below, hidden in the puzzle. When you're done, unscramble the letters that are left to find the hidden spell. It's sure to 'brighten' your day!

FAWKES
HARRY

LUNA
POTTER

FILCH
SNAPE

PINCE

F	A	W	K	E	S
I	L	U	M	O	N
L	U	N	A	S	A
C	E	C	N	I	P
H	A	R	R	Y	E
P	O	T	T	E	R

Hidden
Word:

Need help? You can find
the answers on page 27.



CHARMS CLASS "WOULD YOU RATHER"

At Hogwarts School of Witchcraft and Wizardry all of the students take Charms Class to learn the basics of casting spells. **Show us your magical style by circling your favorites.**

- | | | | |
|---|--------------------------|----|-----------------------|
| 1 | Fly | OR | Turn Invisible |
| 2 | Open Locked Doors | OR | Make Something Vanish |
| 3 | Reveal Secret Messages | OR | Make Something Grow |
| 4 | Duplicate an Object | OR | Levitate Someone |
| 5 | Conjure Sparks | OR | Summon Water |
| 6 | Shrink Something | OR | Fix a Broken Object |
| 7 | Conjure a Flock of Birds | OR | Make Someone Dance |



HARRY POTTER characters, names and related indicia are © and ™ Warner Bros. Entertainment Inc. WBSHIELD © and ™ WBEI. Wizarding World trademark and logo © and ™ Warner Bros. Entertainment. Publishing Rights © JKR (s22)


FARM FRIENDS!



IT SURE WAS LUCKY YOU TWO DECIDED TO VISIT THE FARM TODAY.


IT SURE WAS! WITH FARMER MARCEL HAVING A BROKEN ARM AND ALL, HE NEEDED HELP TO GET THE CHORES DONE.

AND WE LOVE HELPING! DON'T WE, BUTTERCUP?



WE'RE DONE WITH THE APPLES. WE'LL GO COLLECT THE EGGS NEXT.

THANKS, RIVER! YOU THREE ARE REALLY SAVING THE DAY.



THIS IS FUN!

HEY, I BET WE CAN TOSS THESE BACK AND FORTH WITHOUT BREAKING ANY.



OR NOT.



YIKES! I THINK THEY WANT THEIR EGGS BACK!



HELPING OUT AROUND THE HOUSE

How do you like to help out around your house? Here are a few things you might do.



Pick your favorite then color it in.

Taking out the Garbage

Doing the Dishes

Mowing the Lawn

Picking up Your LEGO® Bricks



BRINGING LEGO® STAR WARS™ TO LIFE!

Yan Chevalier combines photography with digital effects to go beyond the build and create astounding *Star Wars*™ scenes. This is how he plays – how will you play?

MEET YAN CHEVALIER



Yan is a research engineer who was raised in Canada and now lives in Germany. He's been a *Star Wars*™ fan since the first film in 1977 and has been doing LEGO® photography for the past seven years. The Force is strong with this one!

BATTLE OF HOTH™



To create the snow, I used a combination of translucent white wrapping paper and several boxes of baking soda. That substance has the perfect grain size for simulating snow at a minifigure level. Best of all, it doesn't melt!



SARLACC JUMP



Luke was held in mid-air by sticking him with putty on a copper wire fixed on the table with a heavy rock. The background was created with a white curtain, through which I shone strong lights to simulate the two suns of Tatooine.



DUEL OF THE FATES



I used a laptop monitor showing flames in the background. I laid down a tablet on the laptop keyboard with a bright red monochrome image. Then I overlaid it with a piece of glass and covered it with red wrapping paper. I spread some granulated cork on it, the kind available at pet shops. This simulated molten lava.



LEGO STAR WARS

THIS IS HOW WE PLAY

THE ZOMBIES ARE COMING!





MINECRAFT





THE SKYWALKER



EVERYONE 10+

E
10+

ESRB

Cartoon Violence
Comic Mischief

In-Game Purchases



STAR WARS™

WALKER SAGA



GO BACK TO SCHOOL WITH DISNEY'S MICKEY AND MINNIE



Everyone knows that back-to-school time is a special part of the year. Before you return to class, here are a few fun activities to get you ready for the new school year! **You DOT you!**

HOW ARE YOU FEELING?

Are you **happy**, **sad**, **excited**, or maybe something else? Write a note about it in this space.

Blank lined writing area for a note.

Create your LEGO® DOTS design at LEGO.com/kids/DOTS



© Disney

DOT YOUR NAME

Here's a special secret code for DOTS fans! Find the letters of your name in the DOTS Tile Key Code below. Then draw the tiles into the blank spaces to write your name in code! We did Mickey Mouse to get you started. Try doing Minnie Mouse's name as practice!

DOTS TILE KEY CODE

A	B	C	D	E	F	G	H	I
J	K	L	M	N	O	P	Q	R
S	T	U	V	W	X	Y	Z	

In the "LETTER" space, put the letters of your name. In the "DOTS TILE" space, draw in the DOTS tile that corresponds to that letter.

M	I	C	K	E	Y		M	O	U	S	E	

You try now. Draw in the DOTS tile that corresponds to that letter.

M	I	N	N	I	E		M	O	U	S	E	
DOTS TILE	DOTS TILE	DOTS TILE	DOTS TILE	DOTS TILE	DOTS TILE		DOTS TILE	DOTS TILE	DOTS TILE	DOTS TILE	DOTS TILE	

What would your code name be?

LETTER	LETTER	LETTER	LETTER	LETTER	LETTER	LETTER	LETTER	LETTER	LETTER	LETTER	LETTER	LETTER
DOTS TILE	DOTS TILE	DOTS TILE	DOTS TILE	DOTS TILE	DOTS TILE	DOTS TILE	DOTS TILE	DOTS TILE	DOTS TILE	DOTS TILE	DOTS TILE	DOTS TILE

CELEBRATE BACK TO SCHOOL

Draw your favorite part of your first day of school in the frame. **What made you smile?**



LLOYD'S ESCAPE

LLOYD HAS BEEN CAPTURED AND IS BEING HELD IN THE CRYSTAL TEMPLE.

OR IS HE?

I'M GETTING OUT OF HERE. THOSE VENGESTONE WARRIORS CAN'T HOLD ME.

BUT THEY'RE SURE GOING TO TRY!

I MADE IT!
FREE!

LLOYD!

HUH? WHA--?
I MUST HAVE BEEN DREAMING.
I'M STILL IN MY CELL.

POOR LLOYD...




I SANG YOU TO SLEEP. WHO KNEW YOU WOULD HAVE SUCH INTERESTING DREAMS?




HARUMI! YOU'RE ALIVE! BUT IT CAN'T BE!

MEANWHILE, THE NINJA RACE THROUGH THE TUNNELS THAT LEAD TO THE TEMPLE TO SAVE THEIR FRIEND.



HURRY! LLOYD COULD BE IN TROUBLE.

LESS TALKING, MORE RUNNING!



BUT WHEN YOU'RE RUSHING, IT'S EASY TO MISS SEEING THINGS - LIKE A DANGEROUS CRYSTAL SPIDER!



KABOOM!

WATCH OUT!

WHAT THE ---?



THE TUNNEL'S CAVED IN.

WE SURE CAN'T GO BACK THE WAY WE CAME.

WE'RE NOT GOING BACK. WE'RE GOING FORWARD, AND NOTHING'S GOING TO STOP US.

NOT UNTIL WE FIND OUR FRIEND!

Great Cruise Ship
Lorie, age 7, Canada



Fantasy Island
Mariangel, age 9, United States



LEGO Man
Grayson, age 6, Canada



Deca-Decker Bus
Rhett, age 7, United States



Super Robot
Jasper, age 5, Sweden



Pet Store
Kylie, age 6,
United States

COOL CREATIONS

Do you have an awesome build you would like to share with other builders? Send us your photo!

- 1 Have a photo taken of you with your build. You might see it on this page in a future issue.
- 2 Ask a parent or guardian to go to LEGO.com/life/magazine.
- 3 There they can download and complete the Submission Form, then email it along with your photo. See the Submission Form for the email address.
- 4 Remember that you can send us a story about your model too. Tell us how you built it, what's going on in the scene, or whatever you like. Max also loves getting your letters!

THANKS TO EVERYONE WHO SENT IN THEIR CREATIONS, INCLUDING JAMES, TEYA, TONI, ERYN, JACK, JACKSON, VERONICA AND JONAS! YOU ROCK!

CHECK OUT THE ONLINE GALLERY AT LEGO.COM/LEGOMAGAZINE FOR MORE COOL CREATIONS.



Concert Stage
Magnus, age 9,
Denmark



**Mansion
Jet Fleet**

Deacon,
age 5,
United
States



Jay's Garden

Maximilian, age 8,
Germany



Rebuild the world



**Alex's
Animal Café**

Alexandra,
age 7, Canada



Mega Bot

Bryce, age 8,
United States



Puppy Island

Stella, age 7,
United States



The Creature
Braeden, age 8,
United States

**Jungle Castle
Animal Sanctuary**

Heidi, age 6,
United Kingdom



Apocalypseburg

Xavier, age 9,
Canada



**My Dinosaur
Hoverboard**

Freddie, age 6,
Australia



Friends City of Love

Teagan, age 6, Canada



DANGER NOODLES TO GO!

THIS IS SURE EXCITING!



THIS IS MY FIRST TIME WORKING AT ONE OF THESE STUNTZ SHOWS. IT LOOKS AWESOME!

THE DANGER NOODLE IS THE BEST PART! JUST WAIT!



LATER...

HEY, I'VE BEEN HEARING ABOUT THESE DANGER NOODLES. CAN I HAVE SOME?

COMING RIGHT UP!



AFTER FILMING ALL THESE STUNTS, SOME NOODLES WILL REALLY TASTE GOOD.



HERE YOU GO!

UMMMMMM....



WOW, DANGER NOODLE!

YOU'RE REALLY BRAVE!

IT'S GOING TO BE HARD TO EAT WITH THIS HELMET ON, GUYS.



WHOA!
SOMEBODY STOP
THIS THING!




AAAAAAHHHHH!



WHERE ARE
THE BRAKES?

WHERE'S THE
PARACHUTE?

WHERE'S THE
EJECTOR SEAT?



AMAZING!

YOU DID IT!

YOU'RE ONE OF
US NOW.



THAT WAS GREAT.
BUT I'M STILL HUNGRY!
WHERE ARE THOSE DANGER
NOODLES I ORDERED?




BUILD YOUR OWN MONSTER!

This merry monster is all set to join your Halloween party. Follow the steps to build it. You can use any pieces or colors that you want!

1



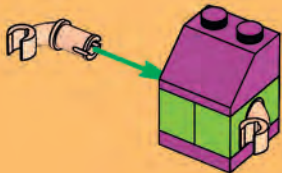
2




3



4



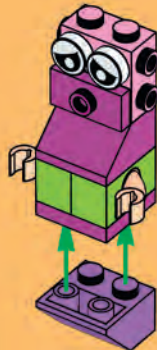
5



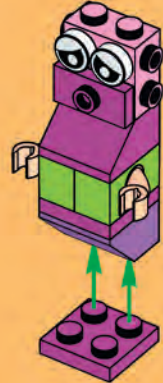
6



7



8



9



Share your creation in the LEGO® Life app or send it in to Cool Creations (see page 20).



Look for digital building instructions in the free LEGO Builder app.




MAKE-A-MONSTER

Here's a monster you can make extra special!
Roll a die ten times and look at the chart to see what you should draw onto the monster's body. When you're done, try building your monster out of bricks.



	Eye
	Arm
	Nose
	Mouth
	Leg
	Ear



REBUILD YOUR CREATURE

You can use all sorts of LEGO® pieces to add to your friendly monster. Check out these examples. Feel free to try out your own ideas. There's no right or wrong way to build!

1

2 + =

3 + = x2

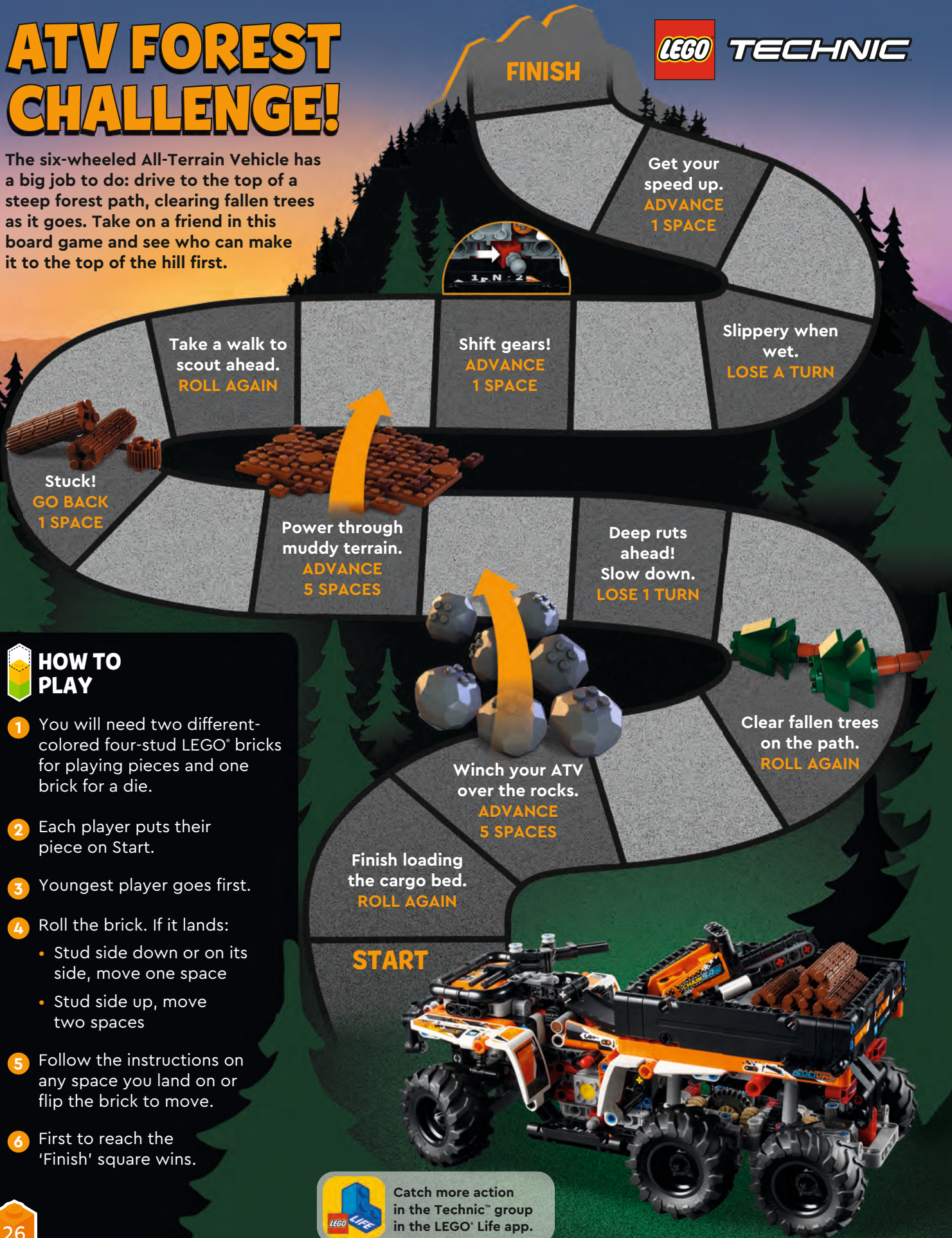
4 + = x2 +

Rebuild the world

ATV FOREST CHALLENGE!



The six-wheeled All-Terrain Vehicle has a big job to do: drive to the top of a steep forest path, clearing fallen trees as it goes. Take a friend in this board game and see who can make it to the top of the hill first.



FINISH

Get your speed up.
ADVANCE 1 SPACE

Slippery when wet.
LOSE A TURN

Shift gears!
ADVANCE 1 SPACE

Take a walk to scout ahead.
ROLL AGAIN

Stuck!
GO BACK 1 SPACE

Power through muddy terrain.
ADVANCE 5 SPACES

Deep ruts ahead!
Slow down.
LOSE 1 TURN

Clear fallen trees on the path.
ROLL AGAIN


Winch your ATV over the rocks.
ADVANCE 5 SPACES

Finish loading the cargo bed.
ROLL AGAIN

START

HOW TO PLAY

- 1 You will need two different-colored four-stud LEGO® bricks for playing pieces and one brick for a die.
- 2 Each player puts their piece on Start.
- 3 Youngest player goes first.
- 4 Roll the brick. If it lands:
 - Stud side down or on its side, move one space
 - Stud side up, move two spaces
- 5 Follow the instructions on any space you land on or flip the brick to move.
- 6 First to reach the 'Finish' square wins.

 Catch more action in the Technic™ group in the LEGO® Life app.

COLOR THE FANTASY FOREST!

Lots of animals make their home in the Fantasy Forest. But it could use some color! Use markers or pencils to color in the forest however you like. **Make some magic!**

A **squirrel's** front teeth never stop growing.

A **fawn** has a unique smell that its mother recognizes.

Not all owls hoot! Barn **Owls** hiss and the Eastern Screech Owl whinnies like a horse.

Rabbits can jump up to 3 feet high and as far as 10 feet.

Hedgehogs make many different sounds, including grunting like a pig.



ANSWERS:

LEGO® Super Mario™, pg. 6-7



Mansion Matchup:
1. B, 2. A, 3. D, 4. C


LEGO Harry Potter™, pg. 8-9

F	A	W	K	E	S
I	L	L	U	M	O
L	U	N	A	S	A
C	E	C	N	I	P
H	A	R	R	Y	E
P	O	T	T	E	R

Hidden Word:
LUMOS

'Lumos' is a spell that Harry Potter and his friends would use to light up the tip of wand, so that they could see in the dark.

LEGO Minecraft™, pg. 14-15



LEGO Minifigures, pg. 28
pg. 10



pg. 22




Next issue of the LEGO® Life Magazine out in November!

LEGO minifigures™



HELP THE MINIFIGURES!

Look through the magazine and see if you can find the snow globe, the gift and the sack. **Check them off as you find them.**



Need Help? Answers can be found on page 27.