

© & ™ Lucasfilm Ltd.

THE **MAGAZINE**



COOL CREATIONS



POSTER



COMICS



NEW LEGO® MODELS

WELCOME TO ISSUE 4

HI, IT'S MAX!

WE'VE BEEN BUSY ALL DAY BUILDING GIFTS FOR BUILD TO GIVE (SEE THE NEXT PAGE FOR MORE ON THAT). NOW IT'S TIME TO DECORATE THE TREE! WE'RE GETTING SET TO PUT THE STAR ON TOP.

ALMOST THERE!


HOW MANY GIFTS DO YOU THINK WE BUILT, LINDA?

ENOUGH TO MAKE IT A REALLY GREAT TIME OF YEAR FOR A LOT OF KIDS!

YOU SHOULD HAVE LET ME LIFT THE STAR UP THERE USING THE FORCE. IT MIGHT WORK. I'M NOT A JEDI, BUT I AM A STAR WARS MEGA-FAN.

HAPPY NEW YEAR!
SEE YOU IN 2023!

THE ADVENTURES OF MAX



TURN THE PAGE TO SEE MAX'S POPCORN COMIC!



DON'T HAVE THE LEGO® LIFE APP YET?

You can download it today for **FREE** from one of the app stores and sign in with your LEGO Account.

Apple and the Apple logo are trademarks of Apple Inc., registered in the U.S. and other countries. App Store is a service mark of Apple Inc. Google Play and the Google Play logo are trademarks of Google LLC.



JUST FOR YOU



Check out all the excitement in this issue! You will also see Max holding up his flag where puzzles and comics have been created just for you. **Look for him throughout the magazine!**

PUZZLED?

- Look for these icons on activity pages.
- They will tell you if the activity is easy, hard, or somewhere in between. Try them all and see how you do! **If you get stuck, the answers can be found on page 25.**



LEVEL 1
Easy



LEVEL 2
Somewhere in-between



LEVEL 3
Hard



LEGO® Life Magazine

For information about LEGO® Life visit LEGO.com/life

For questions about your membership visit LEGO.com/service

LEGO Life Magazine
PO Box 3384
Slough SL1 0BJ
00800 5346 5555

LEGO Life Australia
PO Box 856
North Ryde BC, NSW, 1670
Freecall 1800 823757

LEGO Life New Zealand
B:Hive, Smales Farm
Level 4
72 Taharoto Rd
Takapuna
Auckland 0622
New Zealand

(UK/AU/NZ)

LEGO, the LEGO logo, the Minifigure, NINJAGO, the FRIENDS logo, MINDSTORMS and the Brick and Knob configurations are trademarks of the LEGO Group. ©2022 The LEGO Group.



Build a Gift. GIVE a Gift.

Build a gift and share a picture in the Build to Give group in the LEGO® Life app. We'll donate a gift for each one you build to a child in need of play!

TELL US WHAT YOU THINK OF THIS MAGAZINE!

Ask a parent or guardian to **scan this code** or visit LEGO.com/LIFESURVEY to take the survey right away!



POLAR PARTY GUEST!



WE'RE ALL READY. LET'S DECORATE THE TREE!



AWESOME!

THIS IS GOING TO LOOK FANTASTIC.

OKAY, GRAB THE END AND WE'LL GET -



- STARTED?



THERE IT IS!

GRAB IT!

EVERYBODY DIVE ON IT!




OOF!

I'VE GOT IT!

NO, THAT'S MY TOE!

MMMM, EXTRA BUTTER!

GRAB IT, DON'T EAT IT!





KAI



JAY



COLE



ZANE

START



FINISH!




SUMMON THE GOLDEN DRAGON

Only the power of the Golden Dragon can defeat the Crystal King! But can the ninja reach it in time? Only that mighty creature's power can stop the Crystal King from conquering the NINJAGO® world.

DRAGON POWER

Help all four ninja make it through the maze to reach the Golden Dragon. Each ninja starts on their own space. Watch out for Vengestone Warriors on the way to the Finish!

Puzzled? You'll find the answers on page 25.



Scan this QR code or go to NINJAGO.com for more adventure!



FIRST FLIGHT!

LEGO AVATAR

Neytiri and Jake soar through the majestic Hallelujah Mountains after Jake bonded with his Banshee. Together, they can now boldly explore the beautiful and dangerous moon of Pandora.

NEW!



A

E

H

N

B

E

S



SHOW YOU ARE READY TO JOIN THE NA'VI...

...by unscrambling the letters on this page to form a message. (Hint: It's a word you can find on this page. We've put a couple of letters in to get you started.)

B _ _ _ _

E _ _ _

Need Help? Answers can be found on page 25.



HELP THE VIKINGS GET BACK TO THEIR SHIP!

The Vikings were people who lived in Scandinavia (Sweden, Norway and Denmark) long ago. They travelled the oceans and explored many lands. But sometimes they ran into unexpected dangers!

Vikings were also called Norsemen or Northmen, because they came from the north.

Vikings were awesome sailors and boat builders, but they were also good farmers.

The Viking language was written using symbols called 'runes'. The name of their alphabet was Futhark. Runes were usually carved on wood, stone or bone.

31 IN 1

WHAT'S THE PASSWORD?

The Viking explorers were on their way back to their ship when they ran into a mighty dragon and fierce wolf. The only thing that will drive the beasts away is a special Viking password - but no one can remember what it is! Help them out by decoding the secret message.

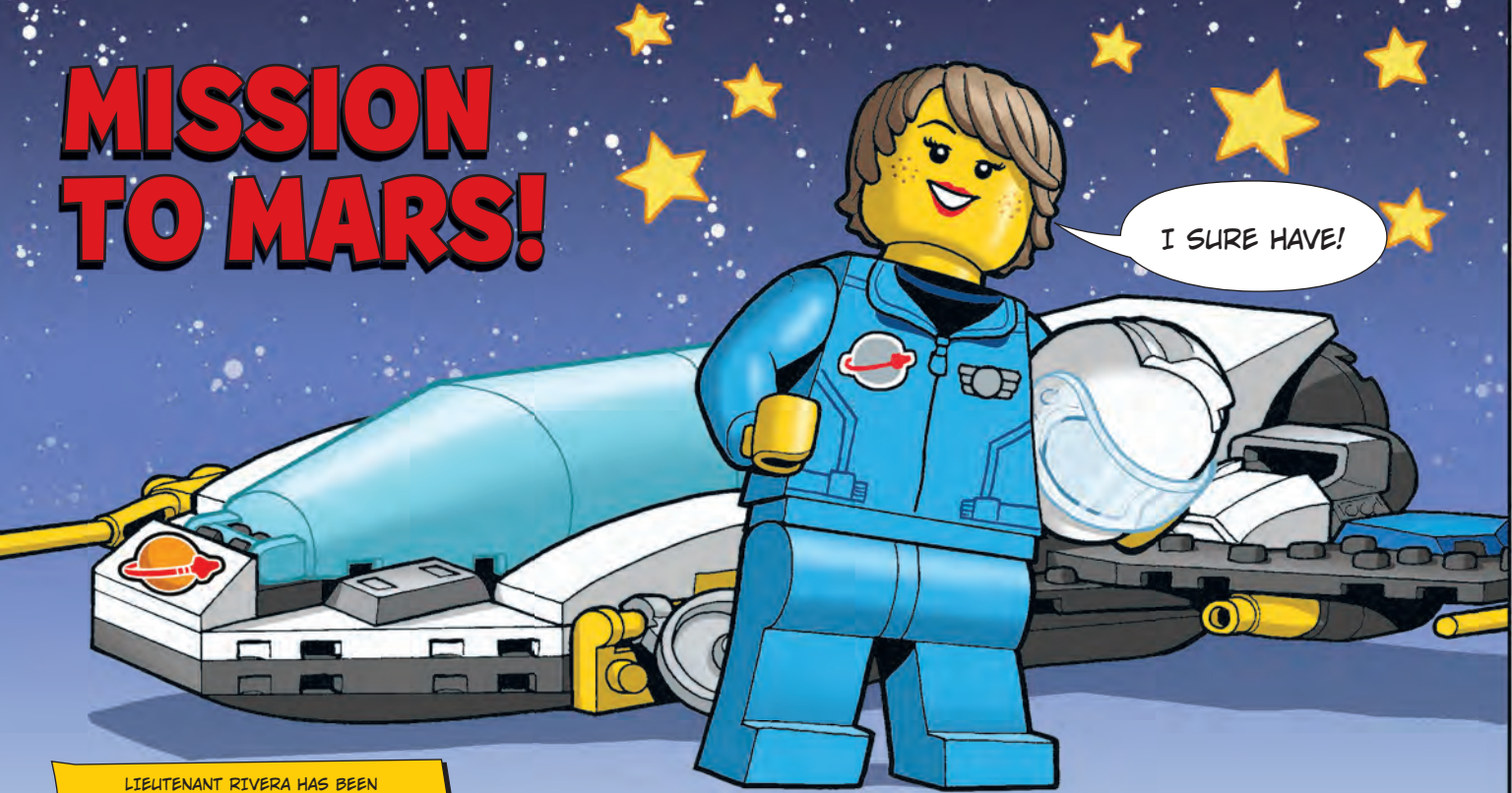
(Hint: The password is the name of the Viking runic alphabet.)

Ⓜ ψ ϕ ⊞ Δ Ⓢ ⚔

CODE KEY

A	B	C		
Δ	Ⓜ	⚔		
D	E	F	G	H
⚔	ϕ	Ⓜ	⚔	⊞
I	J	K	L	M
Ⓢ	Ⓜ	⚔	Δ	Ⓢ
N	O	P	Q	R
Ⓢ	Ⓢ	Ⓢ	Ⓢ	Ⓢ
S	T	U	V	W
⚔	ϕ	ψ	Ⓢ	⚔
X	Y	Z		
⊞	Ⓢ	⚔		

MISSION TO MARS!



I SURE HAVE!

LIEUTENANT RIVERA HAS BEEN PREPARING HER WHOLE LIFE FOR A TRIP TO THE PLANET MARS.



COUNTDOWN!

BLAST OFF!


NEXT STOP: MARS!

AS A YOUNG GIRL, SHE WAS READY TO LAUNCH.



SHE PRACTISED EATING SPACE FOOD...


ONE DEHYDRATED ICE CREAM, PLEASE.



AND ALWAYS DRESSED FOR SUCCESS.

RIVERA TO BASE! WE ARE ORBITING MATHS CLASS.

NOW IT'S FINALLY TIME TO BOARD THE SPACE SHUTTLE FOR THE TRIP TO MARS!



MISSIONS



AND YOU'RE INVITED TO COME ALONG!

MISSION ALERT

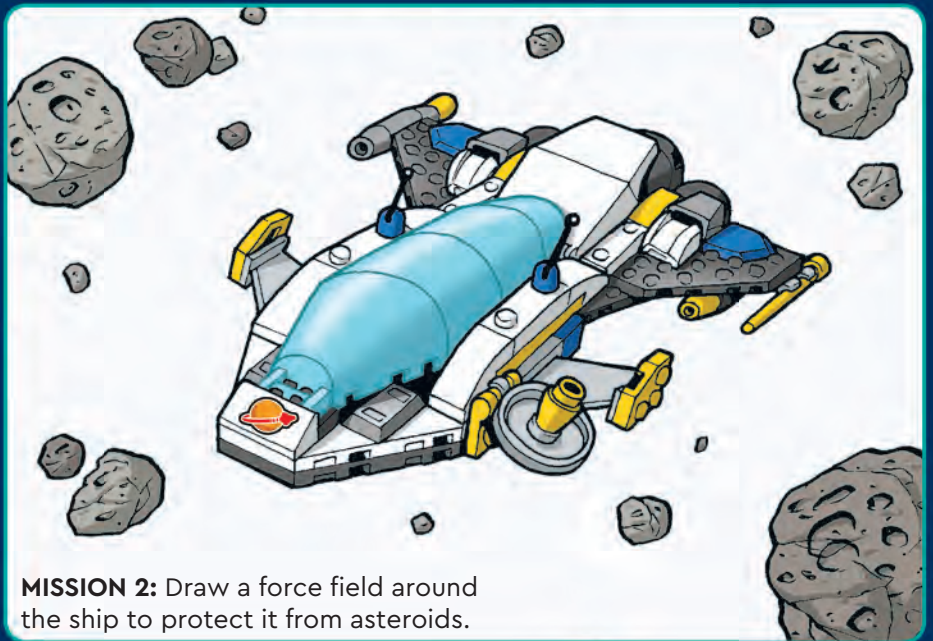


THERE ARE SO MANY IMPORTANT MISSIONS TO DO DURING MY TRIP TO MARS AND AFTER I GET THERE. CAN YOU HELP ME WITH THEM?

Need Help? You can find the answers on page 25.

MISSION 1:

Build a space dog, who can be a friend and watchdog for your base.



MISSION 2: Draw a force field around the ship to protect it from asteroids.

MISSION 3: Here are five important things to do once we arrive on Mars. What order should we do them in? Write the numbers 1 through 5 next to each, with 1 being the most important.

Plant a garden to grow food

Find water

Set up a satellite to collect data

Plan the trip home

Log our research in a journal

MISSION 4:

Build the satellite and share your creation in the LEGO® Life app.



Find a New World of Building!

The **FREE** LEGO® Builder app will guide you and track your building completion. You can zoom in, rotate your model while you build, and save your sets! And it's also where you can find the LEGO City Missions!



BUILDER

Q LEGO® Builder



Apple and the Apple logo are trademarks of Apple Inc., registered in the U.S. and other countries. App Store is a service mark of Apple Inc. Google Play is a trademark of Google Inc.

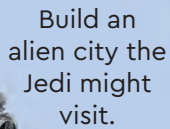




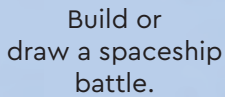
LEGO

STAR
WARS

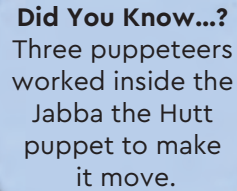
For more action in a galaxy far, far away, check out LEGOstarwars.com



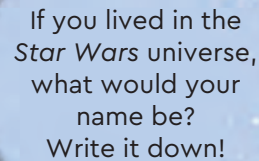
Build an alien city the Jedi might visit.



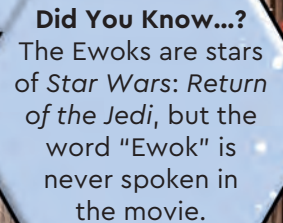
Build or draw a spaceship battle.



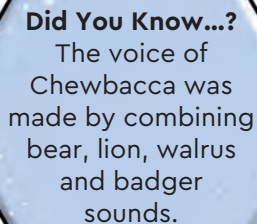
Did You Know...?
Three puppeteers worked inside the Jabba the Hutt puppet to make it move.



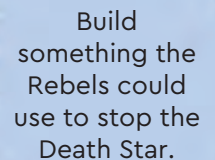
If you lived in the Star Wars universe, what would your name be? Write it down!



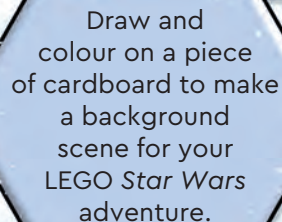
Did You Know...?
The Ewoks are stars of *Star Wars: Return of the Jedi*, but the word "Ewok" is never spoken in the movie.



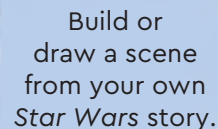
Did You Know...?
The voice of Chewbacca was made by combining bear, lion, walrus and badger sounds.



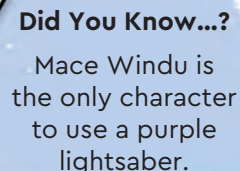
Build something the Rebels could use to stop the Death Star.



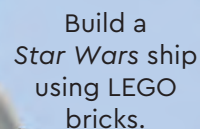
Draw and colour on a piece of cardboard to make a background scene for your LEGO Star Wars adventure.



Build or draw a scene from your own Star Wars story.



Did You Know...?
Mace Windu is the only character to use a purple lightsaber.



Build a Star Wars ship using LEGO bricks.



FINISH



THIS IS HOW WE PLAY!
How about you? Share your creations in the Star Wars™ group in the LEGO® Life app!

Disney
PRINCESS

PLAY YOUR STORY



Disney
FROZEN



GO ON A LEGO® STAR WARS™ QUEST FOR FUN

There are lots of ways to make your LEGO® Star Wars™ play even more exciting, from building new models to drawing or painting scenery and more. Here are some ideas for you in a fun game you can play with friends or family.



HEY THERE, I'M BOB AND I LOVE STAR WARS! I CANNOT WAIT TO PLAY THIS GAME. YOU CAN ALSO PLAY IT ON YOUR OWN. HAVE A BLAST!



HOW TO PLAY:

- 1 You will need minifigures, mini-dolls or bricks for playing pieces and one dice.
- 2 Each player puts their playing piece on START.
- 3 Roll to see who goes first. Whoever rolls the highest number gets the first turn.
- 4 Follow the instructions on each space.
- 5 The game ends when all players have reached the Finish.

THIS IS HOW WE PLAY

© &™ Lucasfilm Ltd.

START

Explore an alien world! Take a photo of your minifigures having an adventure outdoors.

Build or draw something that could be used to transport Battle Droids.

Did You Know...?
The first *Star Wars* movie released was *Star Wars IV: A New Hope* in 1977.

Did You Know...?
The sound of a TIE Fighter engine was made by combining an elephant's bellow and a car skidding on pavement.


Build or draw a new kind of *Star Wars* alien.

Draw your favourite *Star Wars* character.

Did You Know...?
The character of Chewbacca was inspired by *Star Wars* creator George Lucas' dog, Indiana.



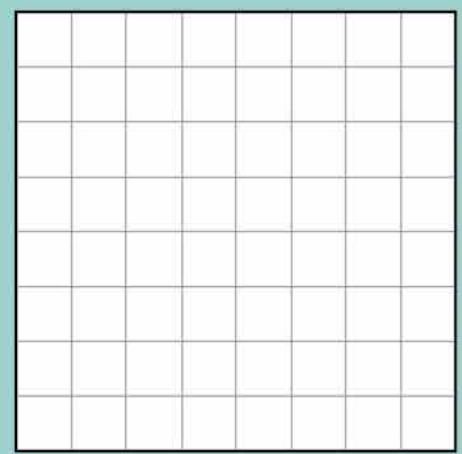

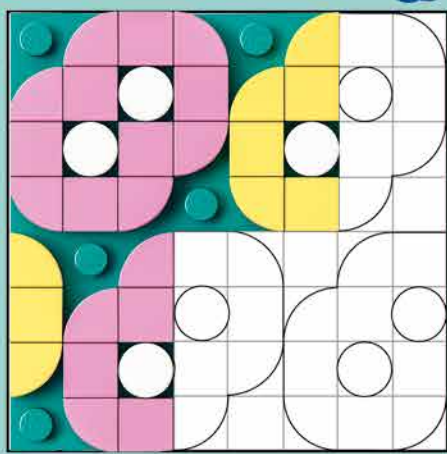
YOU DOT YOU!



COLOUR YOUR WORLD

Check out the two patterns below. We got them started, now you can add colour and finish them. Follow the patterns or create your own! When you're done, fill in the blank pattern with any colours or shapes you like.

Need Help? You can find the answers on page 25.



Build a Gift.
GIVE a Gift.

Build to Give with DOTS

Show your style and make the season a little brighter for another child. Build a gift and share a picture in the Build to Give group in the LEGO® Life app. The LEGO Group will donate a gift to a child in need of play for each one you build!

Look for more fun in the DOTS group in the LEGO® Life app.



LIFT IT, LOAD IT, MOVE IT!

Material Handlers are used for picking up and loading heavy items. You might see them at work in recycling centres, ports, and construction sites. This pneumatic-powered version of the real thing can do the job just like the pros!

Outriggers move up and down

Cabin door opens

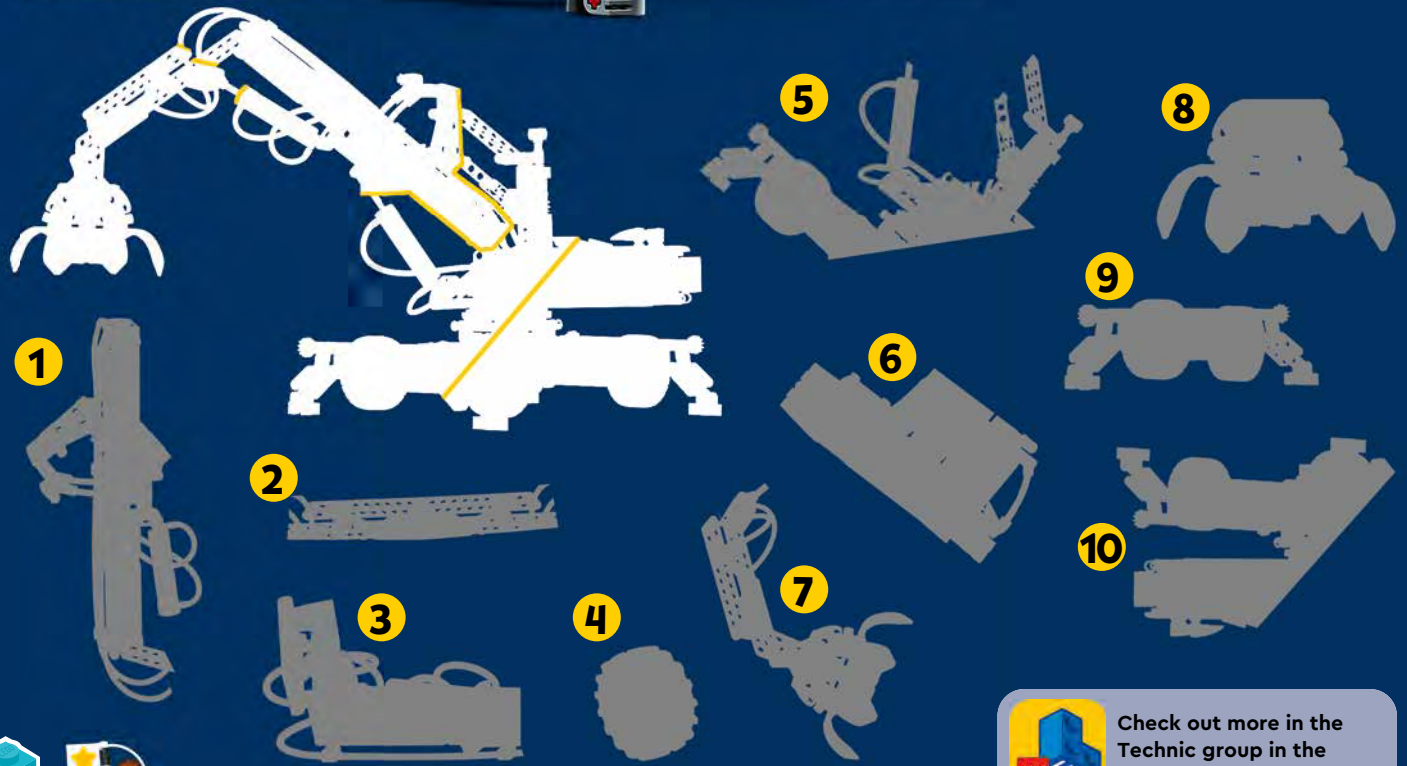
Cabin moves up and down

Upper part of arm moves up and down to raise and lower the grab.

Grab can open and close

PUTTING IT TOGETHER

Which four grey shapes below can combine to make the white Material Handler shape? Write their numbers in the area of the white Handler they fit into. Remember, not all the pieces are needed to complete the puzzle.



Check out more in the Technic group in the LEGO Life app.

MAKE IT A SKYWALKER SEASON!

Looking for something fun to do with friends or family? Team up to play LEGO® Star Wars™: The Skywalker Saga to battle the dark side and save the galaxy!

NEW TO THE GAME? CHECK OUT THESE TIPS TO HELP YOU GET STARTED FAST.

1 Jedi Mind Tricks

If you're playing as a Jedi/Sith, you can use Jedi Mind Tricks to take control of another character.

2 Bring a Friend

You can bring in a second player at any time to help you save the galaxy!

3 The Right Ship for the Job

Every ship has different advantages. Swap around and buy new ones to find the best fit for the mission.

4 Capital Ships

If you see a Capital Ship while exploring the galaxy, you can try to take it down with a friend (they're tough!).



The Ultimate Car
Tess & Rory, ages 9 & 6,
New Zealand



Martin's Creation
Martin, age 5,
Denmark



Two Generations of LEGO® models!
Ruby and Annabelle, age 5,
United Kingdom



COOL CREATIONS

Do you have an awesome build you would like to share with other builders? Send us your photo!

- 1 Have a photo taken of you with your build. You might see it on this page in a future issue.
- 2 Ask a parent or guardian to go to LEGO.com/life/magazine.
- 3 There they can download and complete the Submission Form, then email it along with your photo. See the Submission Form for the email address.
- 4 Remember that you can send us a story about your model too. Tell us how you built it, what's going on in the scene, or whatever you like. Max also loves getting your letters!

Max
Sabine,
age 5,
Australia



Gas Drilling Installation
Lennart, age 7,
Netherlands




THANKS TO EVERYONE WHO SENT IN THEIR CREATIONS, INCLUDING NICO, JONAH, OLIVIA, ZEKE, JASON, ALEK, JENS AND MARLIS! YOU ROCK!

CHECK OUT THE ONLINE GALLERY AT LEGO.COM/LEGOMAGAZINE FOR MORE COOL CREATIONS.



Space Station
Logan, age 5,
United States



Super Car
Zaydaan,
age 7,
Canada



Rebuild the world

Robbotty
Will, age 6,
Australia



Great Secure Villa
Jason, age 8,
France



**Super Vehicle
and Race Track**
Caleb, age 5,
United States



Sports Centre
Noemie, age 6,
Canada



**Jay's
Floating
Speedster**
Mattia,
age 6,
Switzerland



LEGO® House
Benjamin, age 8,
Germany



SAVE THE ICE CASTLE



Zombies and skeletons are headed for the Ice Castle and only the Royal Warrior and the Yeti can stop them. They will have to use all their skill, strength and potion-making ability to keep the castle safe.



PREPARE A POTION
The right potion can be the difference between victory and defeat. And a good healing potion is always a handy thing to have around! Think like a Minecrafter and decode the list of ingredients needed to make a healing potion the Royal Warrior can use.



CODE KEY

1	A	14	N
2	B	15	O
3	C	16	P
4	D	17	Q
5	E	18	R
6	F	19	S
7	G	20	T
8	H	21	U
9	I	22	V
10	J	23	W
11	K	24	X
12	L	25	Y
13	M	26	Z

7	12	9	19	20	5	18	9	14	7		13	5	12	15	14

23	1	20	5	18		2	15	20	20	12	5

14	5	20	8	5	18		23	1	18	20

Puzzled?
You'll find the
answers on page 25.



Build one of the items
you decoded and share
it in the LEGO Life app.

BUILD A BABY POLAR BEAR!

Rebuild
the world

This adorable little fellow is here to say season's greetings to everyone. You can build him using pieces from your LEGO® collection. Don't worry about matching the colours – you can make your polar bear any colour you like.

1

2

3

4

5

6

7

8

9

10

11

12



IT'S A SEASON OF FUN

This festive season makes giving gifts easy. The LEGO® gifts you build and share in the Build to Give group in the LEGO Life app will become real gifts. The LEGO Group will donate them to children in need of play. Tick off all the other activities you do at your home during this time!



Gift-giving



Baking



Singing



Playing Music



DRAW YOUR FAVOURITE FESTIVE ACTIVITY

Draw a picture of you and your family or friends having fun together doing your favourite activity.

ENTER THE MINISTRY OF MAGIC™

The Ministry of Magic™ is the powerful organisation that enforces the laws of magic. Located deep in the heart of London, this huge, underground building can be accessed via a broken-down red telephone box. Once a visitor gives their name and the reason for their visit, the telephone box turns into a lift that brings them down to the Atrium.

LEGO Harry Potter

WIZARDING
WORLD



WIZARDING
WORLD
HARRY POTTER characters, names and related indicia are © and
™ Warner Bros. Entertainment Inc. WBSHIELD © and WBEI.
WIZARDING-WORLD and all related trademarks, characters,
names, and indicia are © &™ Warner Bros. Entertainment Inc.
Publishing Rights © JKr. (s22)



MAKE A MAGICAL ESCAPE!

Harry, Ron and Hermione snuck into the Ministry of Magic™ to recover enchanted artifacts. Now they need to get out again before they're caught! Guide them through the maze to safety.

Puzzled? You'll find the answers on page 25.

THE CHALLENGE OF WHIPLASH!



The armoury is where Tony Stark creates his amazing Iron Man armours. So far, he has made 85 different versions of his armoured suit!



MK3 ARMOUR

One of the earliest Iron Man suits and the first to feature the red-gold colours.



MK85 ARMOUR

Most advanced and powerful armour ever created by Tony Stark.




MK25 ARMOUR

Codenamed 'Striker,' this armour features jackhammer hands that can pulverise concrete.

ANSWERS:

LEGO® MINDSTORMS®, pg. 6



LEGO NINJAGO®, pg. 7



LEGO Avatar, pg. 8: BANSHEE

LEGO Creator, pg. 9: FUTHARK

LEGO City Missions, pg. 11: 2, 1, 3, 5, 4

LEGO® Super Mario®, pg. 12



LEGO DOTS®, pg. 17



LEGO Technic®, pg. 18



LEGO Minecraft®, pg. 22

GLISTERING MELON, WATER BOTTLE, NETHER WART

LEGO Harry Potter®, pg. 24



FINISH THIS STORY!

Choose a word from the choices given to fill in the blanks, or write in a word of your own!

Tony Stark was hard at work in his _____ . Suddenly, he heard a loud _____ . His old _____ , Whiplash, had broken in! "Now I will _____ all of your armours!" said the villain. Before Tony could _____ , all of his armours were damaged. "You made a mistake," said Tony. "Armour is only part of what makes me _____ ." He hit a button that shut down all _____ to Whiplash's energy whips. "I was a scientist before I was a super _____ . I'll call Nick Fury, agent of _____ , to take you away. Then I have a whole lot of repair work to do!"

armoury/laundry/attic

crash/horn/fart

friend/enemy/plumber

clean/hug/wreck

react/scream/cry

Iron Man/Thor/cuddly

air/power/confetti

sandwich/hero/chef

S.H.I.E.L.D./FOOT/BUG



SHARING HEARTS

EMMA IS ALL READY TO HEAD OFF TO ART SCHOOL. WELL, EXCEPT FOR ONE THING...

OOOF! I CAN'T GET THIS SUITCASE TO CLOSE!

LET US GIVE IT A TRY.

NO GOOD.

EMMA, YOU'RE GOING TO HAVE TO TAKE SOME STUFF OUT.

BUT WHAT? I'LL NEED THESE PAINTBRUSHES AT ART SCHOOL.

WHAT ABOUT THIS SUN HAT?

OH, STEPHANIE MIGHT BE ABLE TO USE THAT!

"SHE AND ELIJAH CAN BRING IT ON THEIR BOAT TRIP AROUND THE WORLD," SAYS EMMA.

MIA COULD USE THESE EXTRA BLANKETS AT HER NEW ANIMAL RESCUE.



WOW, IT'S THE SCRIPT FROM OUR HIGH SCHOOL PLAY! CAN I KEEP THIS?

SURE.




HERE, OLIVIA. TAKE THIS PAINTING WITH YOU TO SPACE ACADEMY.

THANKS! NOW, EVEN AFTER I LEAVE -



"I'LL REMEMBER STARRY NIGHTS IN HEARTLAKE CITY," SAYS OLIVIA.



Next issue of the LEGO® Life Magazine out in January!

