

THE **MAGAZINE**



COOL CREATIONS



ACTIVITIES



COMICS



NEW LEGO MODELS

WELCOME TO ISSUE 3!

HAPPY 90TH ANNIVERSARY OF LEGO® PLAY, EVERYBODY! WE'RE ALL SET TO REVEAL WHAT WE BUILT FOR THE BIG PARTY.

ZZZZZZ ... I'M GETTING UP... JUST FIVE MORE MINUTES...

CELEBRATE LEGO PLAY DAY ON AUGUST 10!

ANYBODY GOT A LADDER?

THE ADVENTURES OF MAX

HI, MAX! THANKS FOR INVITING US OVER TO CELEBRATE THE LEGO GROUP'S 90TH ANNIVERSARY.

WELL, IT'S BEEN 90 YEARS OF LEGO BUILDING FUN - AND THERE'S MORE PLAY EVERY DAY!

GREAT, A PARTY!

WELL, THIS WAS JUST SUPPOSED TO BE A SMALL -

HEY, CAN I REBUILD THAT TABLE INTO A RAMP? THANKS!

SOMEBODY POINT ME TO THE SNACKS!

JUST A FEW FRIENDS OVER TO CELEBRATE THE 90TH -

I'VE GOT 14 FRIENDS IN THE CAR. MIND IF WE COME IN?



TELL US WHAT YOU THINK OF THIS MAGAZINE!

Ask a parent or guardian to scan this code or visit LEGO.com/LIFESURVEY to take the survey right away!



JUST FOR YOU

Check out all the excitement in this issue! You will also see Max holding up his flag where puzzles and comics have been created just for you. Look for him throughout the magazine!



PUZZLED?

Look for these icons on activity pages. They will tell you if the activity is easy, hard, or somewhere in between. Try them all and see how you do! **If you get stuck, the answers can be found on page 31.**



LEVEL 1
Easy



LEVEL 2
Somewhere in-between



LEVEL 3
Hard



CHECK OUT THE POSTERS IN THE CENTER OF THIS MAGAZINE. YOU CAN PULL THE PAGES OUT AND PUT ON YOUR WALL.

AND MAKE SURE TO PLAY THE ANNIVERSARY BOARD GAME (TAKE A TRIP THROUGH LEGO HISTORY) PLUS CATCH THE CALENDAR FULL OF PLAY IDEAS.

I CAN'T WAIT! I BET IT'S A STATUE OF ME!

WE TOOK AN OLD BUILD AND TURNED IT INTO SOMETHING NEW. IT'S AWESOME!


YOU DON'T HAVE TO WAIT FOR THE BIG SURPRISE. JUST TURN TO COOL CREATIONS ON PAGE 23 TO SEE THE MODEL WE MADE.

OOOH, A BOX. THINK I'LL HIDE INSIDE.

Don't have the LEGO Life app yet?



You can download it today for **FREE** from one of the app stores and sign in with your LEGO Account.



Do you want to become an **AWESOME BUILDER?**



Get the free LEGO Building Instructions app and start building with digital instructions! Don't forget to ask a grown-up's permission before downloading apps.

Save your sets

Zoom in

Rotate your model while you build

Track your building completion!



LEGO Life Magazine

For information about LEGO Life visit LEGO.com/life

For questions about your membership visit LEGO.com/service or call 1-877-518-5346

 PO Box 1138
Enfield, CT
06082

 PO Box 600
Markham, ON
L3R 8G8



(US/CA)
LEGO, the LEGO logo, the FRIENDS logo, NINJAGO, the NINJAGO logo, the Minifigure and the Brick and Knob configurations are trademarks and/or copyrights of the LEGO Group. ©2022 The LEGO Group. All rights reserved.

 LEGO Building Instructions

Apple and the Apple logo are trademarks of Apple Inc., registered in the U.S. and other countries. App Store is a service mark of Apple Inc. Google Play is a trademark of Google Inc.

TIME TRIP!



GREAT PARTY, MAX. WHAT'S THAT?

IT'S MY NEW TIME TRAVEL WRISTBAND! I REBUILT IT FROM MY DIMENSION HOPPER. NOW WE CAN PLAY EVERY DAY, ANY TIME IN HISTORY.

WOW! LET'S GO BACK TO LAST WEEK WHEN WE WERE BUILDING THAT AWESOME ROCKET SHIP.



SURE, I JUST TAP HERE AND - UH-OH!

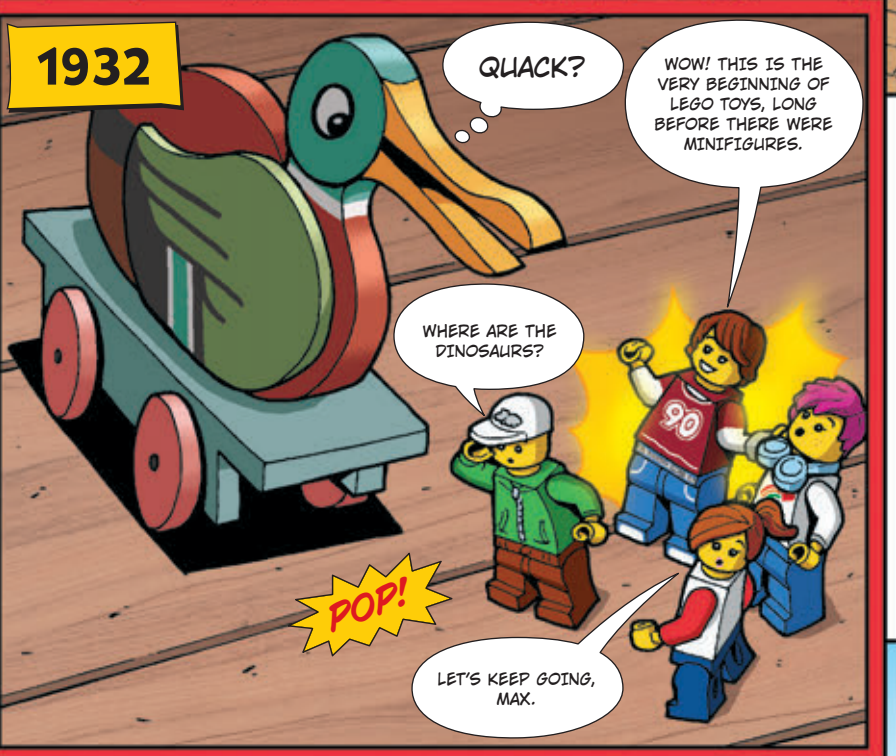
IS THAT A GOOD UH-OH, OR A BAD UH-OH?

I HOPE YOU DON'T HAVE IT SET FOR "ROBOT SPACE DINOSAURS OF THE YEAR 5000."

CRACKLE!

HISS!

FIZZ!



1932

QUACK?

WOW! THIS IS THE VERY BEGINNING OF LEGO TOYS, LONG BEFORE THERE WERE MINIFIGURES.

WHERE ARE THE DINOSAURS?

POP!

LET'S KEEP GOING, MAX.



WELCOME TO LEGO TOWN

THE TIME WATCH TOOK US TO 1978. SOMEDAY, LEGO TOWN WILL GROW INTO LEGO CITY!

HI! WELCOME! NICE TO MEET YOU! ENJOY YOUR STAY!

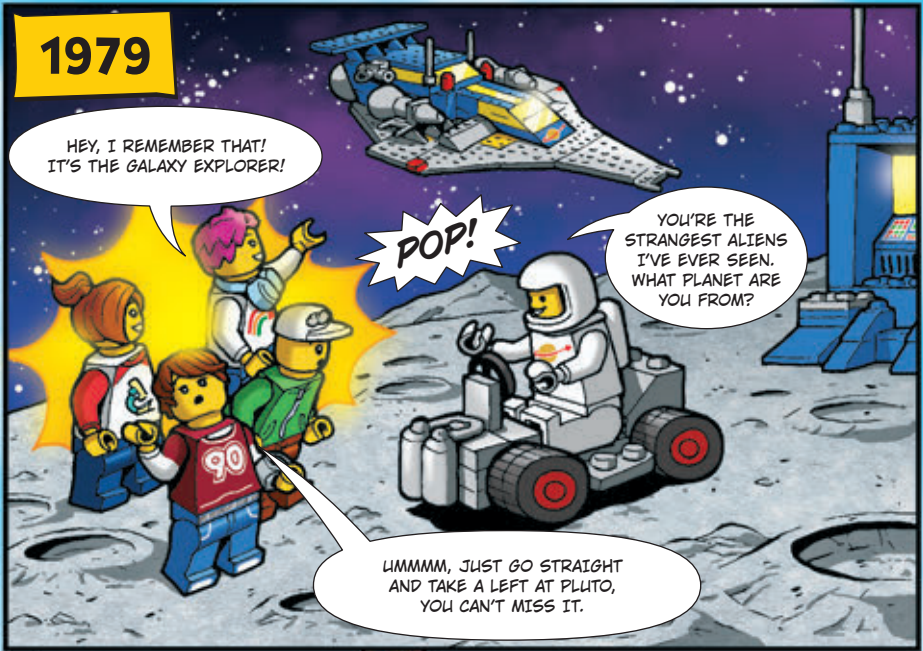
THANKS. WE CAME HERE FROM THE YEAR 2022 IN JUST A SPLIT SECOND, THANKS TO MY MINI TIME MACHINE.



YOU CAME ALL THE WAY TO 1978 FROM 2022 THAT FAST? I'M GOING TO HAVE TO GIVE YOU A TICKET.

FOR WHAT?

SPEEDING!



1979

HEY, I REMEMBER THAT! IT'S THE GALAXY EXPLORER!

POP!

YOU'RE THE STRANGEST ALIENS I'VE EVER SEEN. WHAT PLANET ARE YOU FROM?

UHMMMM, JUST GO STRAIGHT AND TAKE A LEFT AT PLUTO, YOU CAN'T MISS IT.

2021

WELCOME, STRANGERS! THE BATTLE HAS BEEN WON AND I CAN FINALLY TAKE OFF THIS ARMOR AND CELEBRATE.

THAT'S GREAT!

THERE'S JUST ONE THING I NEED.

WHAT'S THAT?



A CAN OPENER!

POP!



SEE? WE MADE IT BACK TO THE PARTY! DO YOU THINK ANYTHING CHANGED BECAUSE WE WERE TIME TRAVELING?

WELL, I CAN SEE ONE HUGE, AWFUL CHANGE -

YES, SOMEBODY ATE ALL THE SNACKS!

POP!

WONDERS UNDER THE SEA!

LEGO CREATOR™

The ocean bottom is full of amazing sights, from giant sea creatures to sunken treasure. Go on an undersea voyage and discover what adventures wait far below.



DEEP SEA RESCUE

When a diver goes under the sea, she sees amazing things and runs into trouble. Circle a word or write in one to finish the story. It can be exciting, funny, whatever kind of story you want it to be.

The brave diver was exploring the _____ . She saw

ocean / pool / bathtub

a giant _____ and a huge _____ . Just as she was about to leave,

surfboard / lobster / sardine

shark / octopus / clown

her submarine hit a _____ . Good thing she was able to get a ride

pillow / cake / rock

on a _____ back to the _____ !

bus / dolphin / train

beach / aquarium / zoo

FIND THE HIDDEN GOLD!



The skeleton has hidden five pieces of gold on the ocean floor. Can you find them?

Need Help? Answers can be found on page 31.

RACE FOR THE FIRE RING!

LEGO

MONKIE KID
悟空小侠

Monkie Kid is on a quest to retrieve a powerful Fire Ring under the sea, with help from an ancient map and Mr. Tang. Guarded by the Dragon of the East, the ring contains awesome energies that could be dangerous in the wrong hands.

But can Monkie Kid get it before the Shadow Monkeys do?

Challenge a friend in these mighty mazes. One of you can be Monkie Kid and the other a Shadow Monkey.

See who can make it to the Dragon of the East and get the Fire Ring first!

Need help? You can find the answers on page 31.



START



END



END



START

ROAR LIKE A DINOSAUR!



This powerful Tyrannosaurus rex doesn't want to be in a cage. Her mighty roar lets everyone know to get out of her way. What would you do if you were a dinosaur?



T. REX SEE MOVEMENT. MAYBE I CAN THROW THIS TORCH AND DISTRACT HER!

I THINK SHE'S MORE INTERESTED IN THIS TURKEY LEG. BACK OFF, DINO, THAT'S MY LUNCH!

© Universal City Studios LLC and Amblin Entertainment, Inc. All Rights Reserved.



T. REX ON THE LOOSE!

The dinosaurs have broken out of their pens! Count up each of the different colored T. rex. Write down how many you have found in each box.

<input type="checkbox"/>	<input type="checkbox"/>	<input type="checkbox"/>



DID YOU KNOW?

TYRANNOSAURUS REX LIVED 66-68 MILLION YEARS AGO.

TYRANNOSAURUS REX MEANS "KING TYRANT LIZARD."

A T. REX WAS AS LONG AS A BUS.

T. REX HUNTED BY LISTENING FOR SOUNDS AND WATCHING FOR MOVEMENT.

THIS MIGHTY DINOSAUR WEIGHED AS MUCH AS TWO AFRICAN ELEPHANTS.



BAKE TIME!



HELP THE BAKER MAKE A CAKE!

The baker needs your help to find the right path back to the bakery. Make sure to stop for all the ingredients shown below. And watch out for Creeper™ explosions along the way.



START

- 
○ sugar
- 
○ wheat
- 
○ eggs
- 
○ milk

Puzzled?
You can find the answer on page 31.

© 2022 Mojang AB. All Rights Reserved. Minecraft, the MINECRAFT logo and the MOJANG STUDIOS logo are trademarks of the Microsoft group of companies.

Set contains one egg and one Creeper™.



BUILD AN ANNIVERSARY CAKE!

To celebrate the 90th anniversary of the LEGO Group, why not build a cake out of LEGO® bricks? Then share it in the LEGO Life group on the LEGO Life app.




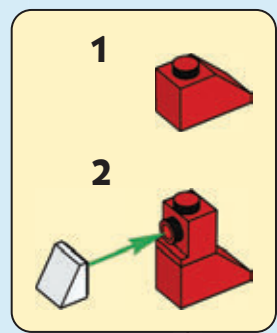



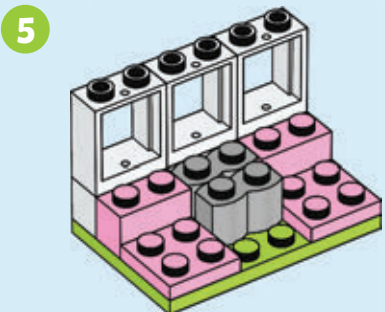
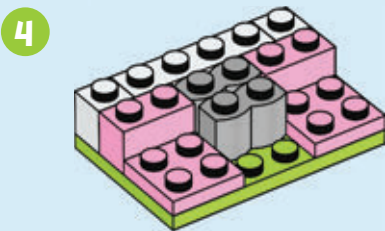
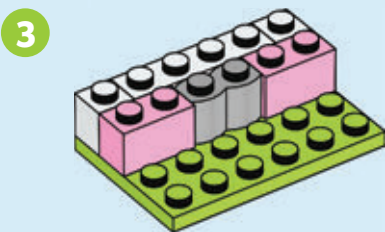
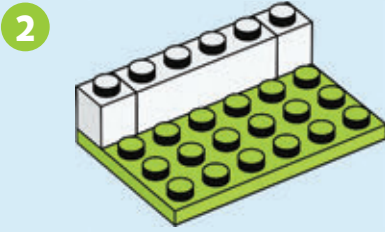
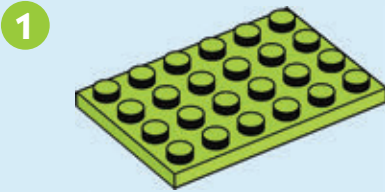
BUILD A SEASIDE CABANA!

LEGO® Designer George Gilliatt brought 90 years of LEGO play to life with some amazing mini-models, each one based on a classic set or theme. Here are some exclusive building instructions for you!

Create your own seaside cabana using pieces from your LEGO collection. Don't worry about matching the colors – use whatever colors you like!



This fun model is based on the Seaside Cabana set released in 1992, part of the LEGO Town – Paradisa theme.



What would you make by combining LEGO® models? Share your creation on the LEGO Life app or send it in to Cool Creations (see page 22).

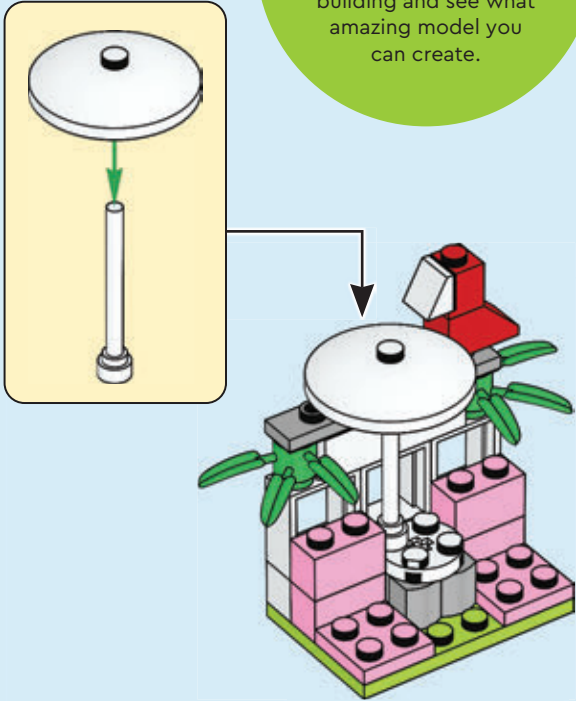
Start building with digital instructions on the free LEGO Building Instructions app.




10

It's okay if you make a mistake. Just try again!

You can even keep on building and see what amazing model you can create.



11



MAKING MEMORIES

As a kid, George Gilliatt loved reading the LEGO magazines and building with LEGO bricks. Today, he's an experienced LEGO designer and got the chance to explore the history of LEGO building with the 90 Years of Play set. Here's some of what he had to say about creating this classic collection:

How did you choose the models for this set?

It was very difficult to decide which 15 models from the tens of thousands of LEGO products we should include in this set. Our hope was that anyone, no matter how old they are, could look at the builds and recognize at least one model.

How long did it take to design this set?

From the initial idea to the product being released, it was about one and a half years!

What challenges did you face?

The most difficult model to design was the Technic™ Excavator. I wanted to replicate the high level of functionality but with a simple build. I was really struggling to find a piece that worked as the scooping bucket. I tried nearly every LEGO element we have until I eventually stumbled across the mini catapult piece, which worked just perfectly!

Which models were special to you?

The most special model that I got to include in the set was the BIONICLE™ Tahu. The BIONICLE theme meant so much to me as a child, with me and my friends roleplaying as BIONICLE heroes every day in the playground at school!

What model are you sitting with in the photo of yourself as a child?

I had named the model 'Pharaoh's Conquest Pyramid UFO.' The idea of the model was to make a hybrid of the LEGO themes Pharaoh's Quest and Alien Conquest. Trying to combine two LEGO themes into one model is a super fun way to get creative.

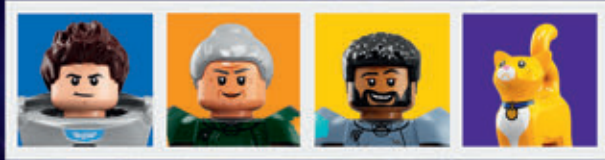


WARNING... ASTEROIDS AHEAD!



Disney PIXAR
LIGHTYEAR

Test pilot Buzz Lightyear needs to pilot his ship back to Space Ranger base. Help him out by making your way through the maze. Follow the pictures in this order to get to the end.




Hint: The correct path can go up, down or across.

Need help? You can find the answer on page 31.



START



©Disney/Pixar

END

BUZZ LIGHTYEAR

A brave Space Ranger, Buzz Lightyear doesn't know the meaning of the word "fail." He's determined to save the day, no matter the odds.



DARBY STEEL

Gruff and rough, Darby isn't afraid to do whatever it takes to get the job done. She's the perfect person to have around when a planet needs saving.



MAURICE "MO" MORRISON

Maurice doesn't like conflict and prefers to just let things play out. But when a crisis hits, he has to decide if he will stay safe on the sidelines or risk trying to help.



SOX

Sox is Buzz Lightyear's loyal robot companion cat. He's a friend and sidekick in almost every situation.




LEGO® 90TH ANNIVERSARY BOARD GAME

Celebrate 90 years of LEGO® play with this fun game. Challenge a friend or family member as you take a trip through some of the most beloved toys in LEGO history.

HOW TO PLAY

- 1 Each player will need a LEGO brick or minifigure for a playing piece, a brick to use as a dice, and some pieces from your LEGO collection.
- 2 Put your playing piece on the Start space. Youngest player goes first.
- 3 Roll the LEGO brick to find out how many spaces to move. If the brick lands studs side up, go one space. If it lands studs side down, go two spaces. If it lands on its side, go three spaces.
- 4 First player to reach the Finish space wins!

90 years of play



1998

What lurks inside the Sphinx? Johnny Thunder found action in Egypt in the first LEGO Adventurers sets.

Advance 1 space



1989

Ship ahoy! LEGO Pirates set sail for adventure, with pirate ships, buried treasure and action on the high seas.



Build a tower using as many bricks as possible.

1966

LEGO Trains hit the tracks this year and are still rolling along today.

Roll again



Did You Know...?

If you lined up all the minifigures produced in a year next to each other, the line would stretch almost all the way from London to Beijing.



2000

Princes and princesses, castles, carriages and more waited in BELVILLE™.



ALL ABOARD!



Did You Know...?

A LEGO brick made in 1958 can connect to one made in 2022.

2001

Tahu leads the BIONICLE™ Toa team on their first adventure. Find the power!

Roll again



Did You Know...?

A column of approximately 40 billion LEGO bricks could reach the Moon.

FINISH

2022
Happy 90th
Anniversary!



2020

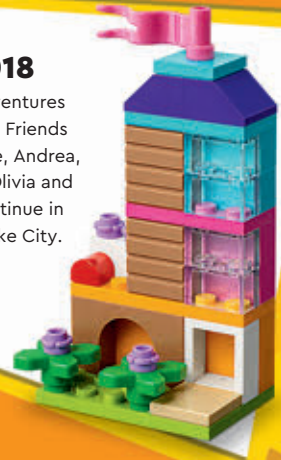
It's a whole new way to be creative! DOTS brings color and fun when it launches this year.

Did You Know...?

LEGO minifigures are the largest population on the planet, with over 4 billion around the world.

2018

The adventures of LEGO Friends Stephanie, Andrea, Emma, Olivia and Mia continue in Heartlake City.



Did You Know...?

Thirteen LEGO sets travelled to the International Space Station in 2011 as part of a microgravity experiment.

2013

Who doesn't love mighty dragons? NINJAGO® ninja sure do!

Roll again



Did You Know...?

Each LEGO minifigure is four bricks high, without a hat.

1978

Say hello to the first LEGO minifigures! Long before Max, they helped make LEGO play what it is today.



1979

LEGO builders explore new planets and race to the stars with LEGO Space sets.

Advance 2 spaces



Build a dragon using only 10 bricks.



2013

Who doesn't love mighty dragons? NINJAGO® ninja sure do!

Roll again

2010

Detailed models like this RC-controlled Motorized Excavator made LEGO Technic™ the choice for builders who like replicas of real-life vehicles.



2005

LEGO World City became LEGO City this year, with plenty of chances to play as police, firefighters and more.



1981

Young builders met Bonnie Bunny, Max Mouse, Edward Elephant, Mike Monkey and more in Fabuland.

Roll again



1961

LEGO Town was a great place to visit! It was also the very first LEGO theme, with houses and shops and places to play.

Advance 1 space



Build your favorite animal and have another player identify it.

Build a model using only six bricks.

START

1932

The LEGO Group founder Ole Kirk Kristiansen begins selling wooden toys. One of the most famous from this era was a duck on wheels.



1978

Knights on horseback and a whole new world of adventure! The first LEGO Castle set came out this year.



**THE MAGIC
IS YOU!**



Harry Potter





ADD SOME MAGIC TO THIS FRAME!

Show your Hogwarts™ House loyalty by coloring in this frame. Use the colors of your favorite Hogwarts House to make it look magical!



Gryffindor™



Ravenclaw™



Hufflepuff™



Slytherin™



HARRY POTTER characters, names and related indicia are © and ™ Warner Bros. Entertainment Inc. WBSHIELD © and ™ WBEI. WIZARDING WORLD characters, names, and related indicia are © & ™ Warner Bros. Entertainment Inc. WB SHIELD: © & ™ WBEI. Publishing Rights © JKR. (s22)



NINJAS UNITE



LEGO

NINJAGO



1



Make your own Max comic and add yourself as a character.

2



Combine your two favorite animals in a drawing or built in LEGO bricks.

3

Do something that makes you happy and do something that makes someone else happy.


4

Build a number 90 cake topper out of bricks.



8

Build a tower or skyscraper out of LEGO bricks. Can you make one that's taller than you?



9



Make up a new kind of vehicle and build a model of it.

10

Build a bridge out of bricks and then test how much weight it can hold (use books or toys to test it).



11

Have an indoor picnic for dinner.

15

Make a paper crown. Ask a grown-up to visit: LEGO.com/legomagazine



16

Draw what you think you will look like as a grown-up.

17



Make a poster featuring your favorite LEGO minifigures.

18

Create your own dance moves to your favorite song.

22

Start a journal by writing about what you want to be when you grow up.

23

Hide minifigures around the house, then draw a treasure map to help your family and friends find them.

24



Next time you go to the park, **count** how many different kinds of leaves you can find.

25



One of the early LEGO toys was a wooden duck. Count the number of ducks you can spot in this magazine.

29

Find out how many times Max appears in this shirt throughout the magazine. **Hint:** there are 2 on this page.



30



Make a sock puppet and put on a puppet show for your family!

31



Fill in these blank spaces with your own ideas for fun activities.

Add Your Play Idea Here!



FOR MORE LEGO 90th ANNIVERSARY FUN, VISIT: LEGO.COM/CELEBRATE-90-YEARS-OF-PLAY



SO MANY DAYS OF PLAY!



Celebrate the 90th anniversary of LEGO® play by making every day a celebration of fun! Check out this list of play ideas – you can do some of them, all of them, and even repeat the ones you like. Just check them off when you finish each one. And don't forget to add play ideas of your own!

5

Draw a picture of your favorite character from a book or movie.

6

Read a comic out loud using different voices for each character.

7

Play hide and seek with your family.

12

Create a cool handshake and share it with friends and family.


13



Make and share a healthy snack that looks like your favorite animal!

14

Build a model of your best friend out of LEGO bricks and materials you find in your house (like paper, cardboard, string, straws, etc.).



19

How many words can you make from the letters in your name?

20

Have a LEGO bricks-themed **party** with your family.

21

Build a rainbow out of LEGO bricks.



26

Build a model of what you did today and challenge your family to guess what it is.

27

Write a story or draw a picture for a friend of your favorite moment together.

28

Build a funny scene using LEGO bricks and your minifigures. Take a photo of your model and send it to Cool Creations (find out how on page 22).



Add Your Play Idea Here!

Add Your Play Idea Here!

Add Your Play Idea Here!


Rebuild
the
world




READY FOR WORK AND PLAY!

When there's a job to do, the Telehandler and the Tow Truck are ready to tackle it.


What challenges will they run into? How will they solve them? Meanwhile, daring riders go for high-speed action on the Motorbike and Adventure Bike. What is waiting for them over the next hill?




A



D



C



B

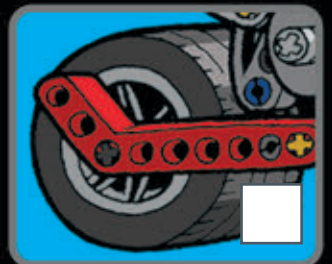





MATCH THE SHADOWS

The Technic™ Telehandler, Tow Truck, Motorbike and Adventure Bike are ready for action. **Draw a line to connect the shadow to the model it goes with.** Get all four right and you're a Technic champion!

WHERE DO THEY BELONG?

Find the vehicle parts in the pictures shown above. **When you think you know the answer, write the vehicle's letter in the box.**



Need Help?
Answers can be found on page 31.



Tower of Imagination
Nadia, age 9,
and Mark, age 6,
Australia




Gabby's Castle
Gabby, age 5,
United States




Overhead Train
Federico, age 7, The Netherlands



Train Station
Dino, age 5,
Germany



Robot Repair Shop
Quintus, age 9, Canada



COOL CREATIONS

Do you have an awesome build you would like to share with other builders? Send us your photo!

- 1 Have a photo taken of you with your build. You might see it on this page in a future issue.
- 2 Ask a parent or guardian to go to [LEGO.com/life/magazine](https://www.lego.com/life/magazine).
- 3 There they can download and complete the Submission Form, then email it along with your photo. See the Submission Form for the email address.
- 4 Remember that you can send us a story about your model too. Tell us how you built it, what's going on in the scene, or whatever you like. Max also loves getting your letters!

THANKS TO EVERYONE WHO SENT IN THEIR CREATIONS, INCLUDING TOBY, AUGUST, LOUISE, MARS, NATHAN, ALLY, TROY AND YLVI! YOU ROCK!

CHECK OUT THE ONLINE GALLERY AT [LEGO.COM/LEGOMAGAZINE](https://www.lego.com/legomagazine) FOR MORE COOL CREATIONS.



Our House Shed
Twins Séan and Anne Marie,
age 5, Ireland

My LEGO World
Jules, age 6, France



Tower of Hearts
Sara, age 7, Denmark



LEGO® Logo and Minifigures
Robert, age 7, New Zealand



Girls Rock Concert
Tova, age 8, Sweden



90 years of play

The Cruise Ship
Chloé, age 8, France



Our Winter Village
Isla, age 7, and Anya, age 5, United Kingdom



Helicopter Booth
Ada, age 6, New Zealand



My LEGO® Minifigure Marathon
Ben, age 9, Germany



Magical Glamping
Manon, age 8, Australia



LEGO® House
Angus, age 8, and Adin, age 5, United States



HAVE A DOTS ICE CREAM PARTY!

Get together with your friends and have an ice cream celebration! Here are some fun activities you can do to make the party extra special.



WHAT'S YOUR ICE CREAM PERSONALITY?

Which kind of ice cream flavor are you? Take this quiz and find out!

- 1 What's your favorite exercise?**
A. Walking C. Swimming
B. Running D. Climbing
- 2 What's your favorite time of day?**
A. Morning C. Twilight
B. Afternoon D. Night
- 3 What's your favorite color?**
A. Brown C. White
B. Red D. Green
- 4 What's your favorite season of the year?**
A. Summer C. Spring
B. Winter D. Fall


YOUR PERSONALITY FLAVOR IS...

[A] Chocolate: You're happy and sweet.

[B] Vanilla: You're always cool, no matter what.

[C] Strawberry: You're great any time of the year.

[D] Mint Chocolate Chip: You're not just good in one way – you're good in lots of ways!



MAKE AN ICE CREAM WORK OF ART

Use your favorite colors to decorate the frame! Fill the frames with drawings of your friends, family members or pets. You DOT you!



NAME THAT UNICORN

Use this handy name generator to create a name for this unicorn.

MONTH YOU WERE BORN...

- | | |
|------------------------|------------------------|
| January: River | July: Diamond |
| February: Magic | August: Sky |
| March: Happy | September: Kind |
| April: Glitter | October: Sun |
| May: Cupcake | November: Snow |
| June: Beautiful | December: Star |

+ FAVORITE COLOR...

- | | |
|------------------------|-----------------------|
| Blue: Waterfall | Red: Twinkles |
| Purple: Flower | White: Rainbow |
| Pink: Pearl | Gray: Sparkles |
| Yellow: Dancer | Black: Jewel |
| Teal: Feather | Coral: Moon |
| Lilac: Blossom | Green: Glow |

Mx _____

Create your
 LEGO® DOTS design at
LEGO.com/kids/DOTS



MAKE MAGIC IN THIS ADVENTURE CASTLE!



Tiana, Rapunzel, Snow White, Moana and Ariel are visiting this amazing castle. Now they need your help.



Draw the rest of the castle using crayons or coloring pencils. You can make it look however you want!

NEW!



ARIEL

loves asking questions, finding things out, and exploring a whole new world. Her curiosity and bravery help lead her to incredible discoveries.



MOANA

is proud, brave and not afraid to go to new places and discover new things. She will fight for what she believes in, even if it seems difficult.



TIANA

knows that making a dream come true takes a little magic and a lot of hard work. She doesn't let anything stop her from reaching her goals.



RAPUNZEL

is always curious about the world around her. She had the courage to leave her tower and try to find a new life.



SNOW WHITE

is thoughtful and sees every day as a chance to make a new friend. She always looks on the bright side of things.



Draw a picture of yourself here.



WHAT ARE YOUR FAVORITES?



All of the princesses have their favorite pets, colors and more. What are your favorite things? Check off your answers below or add your own. Remember to draw a picture of yourself above.

I am most like:

- Ariel
- Moana
- Tiana
- Rapunzel
- Snow White
- Other

My favorite color is:

- Red
- Blue
- Green
- Yellow
- Purple
- Other

My favorite kind of pet is:

- A dog
- A cat
- A bird
- A fish
- A lizard
- Other

My favorite thing to do is:

- Listen to music
- Play with toys
- Watch TV
- Go to the park
- Read a book
- Other



SUPER STUNT SEARCH!

HEY, THEY'RE HAVING A BIG STUNT SEARCH EVENT AT CITY STADIUM!


THEY'RE LOOKING FOR THE NEXT GREAT STUNT CYCLIST. IT SAYS HERE IT WILL BE -

COMING SOON!

STUNT SEARCH TODAY
AT CITY STADIUM!
IT WILL BE INTENSE!



INTENSE!!!



ULTRA RAD!
HERE COME THE NEXT TWO CONTESTANTS!
WHOSE AWESOME STUNTS WILL BE THE BEST?



I'M JUST GETTING STARTED!



SORRY, APE DUDE, GOTTA JUMP!

WOW!

WHOO-HOO!

YEE!

WHICH OF THESE RADICAL RIDERS SHOULD JOIN THE STUNTZ TEAM?
CHECK THE BOX TO VOTE FOR YOUR FAVORITE!



DOWN ON THE FARM



It's time for the farmer to harvest his crops, with a little help from Mr. Produce.

WHEN YOU'RE DONE WITH THAT, BALE THE HAY, CLEAN THE BARN AND MILK THE COW.

LET'S BE DIFFERENT! HOW ABOUT I BALE THE COW, CLEAN THE HAY AND MILK THE BARN THIS TIME?

MAKE ME LOOK NICE, I'M GOING TO A PARTY.

THEY GROW UP SO FAST!



HARVEST TIME!

Mr. Produce can't believe his little seeds are now fruits and vegetables ready to be harvested. Draw in the missing ones in the dotted circles to complete the pattern in each row.



WOULD YOU LIKE THIS WRAPPED?

NO, I'LL EAT IT HERE!

	=	<input type="text"/>
	=	<input type="text"/>
	=	<input type="text"/>
	+	

ORDER TOTAL =

FUN AT THE FARM STAND

How many fruits and vegetables will the farmer sell today? **Count them and write the total in the box.**

Puzzled? You can find the answers on page 31.

TIME TO CLEAN UP!


A pesky raccoon got trash all over the beach. Good thing Stephanie, Maya and their friends are there to help clean it up.

PUT THE STORY IN CORRECT ORDER!

Can you put the story pictures in the right order so the beach will be clean again? We've done the first one for you!



This pesky raccoon has gotten into the recycling bins.



All done! The friends have finished cleaning up.



While floating by with Stephanie and Koa, Maya sees an emergency on the beach!



Emma, Stephanie, Maya, Koa and River work together to clean up the beach.





Oh, no! What a mess!



Stephanie greets Emma and River as they arrive in the recycling truck. They are here to help!



Koa, Maya and Stephanie see that the beach is covered in trash. There's a big job ahead!



Stephanie, Maya and Koa wave goodbye to the recycling truck. The beach is all clean again!

ANSWERS:

LEGO®
Creator, pg. 6



LEGO Monkie Kid™, pg. 7




LEGO
Jurassic World, pg. 8



LEGO Minecraft™, pg. 9




LEGO | Disney and Pixar's Lightyear™, pg. 12



LEGO 90th Anniversary Activity Calendar, pg. 13-14

#25 5 duck toys in the magazine
#29 19 Max's in his 90th Anniversary T-shirt

LEGO Technic™, pg. 21



Where do they belong?: B, A, D, C

LEGO City, pg. 29



LEGO Friends, pg. 30-31



INCLUDING ME!



Next issue of the LEGO® Life Magazine out in September!



The Max Party

Everyone in LEGO® City likes Max, including the Alien DJ. They decided to have a BIG Max party, all because of his magazine. The Alien DJ invited everyone to his party including Max as the guest of honor. Everyone had a great time at the party. (If you ask how long the party lasted, it was at least 12 to 24 hours). LEGO City was exhausted, but had a lot of fun!

Howard and Stephanie

Dear Max,
I would like the next magazine issue to be 'Minecraft' so it would be in netherite armor and sword.

Phoenix




KEEP SHARING THOSE LETTERS, DRAWINGS AND STORIES!

NOTHING MAKES ME HAPPIER THAN HEARING FROM YOU AND SEEING WHAT YOU CREATE. SEND ME SOMETHING TODAY!

LETTERS ARE TRANSLATED INTO MANY DIFFERENT LANGUAGES, SO THAT ALL READERS AROUND THE WORLD CAN ENJOY THEM.

SPELLING IS CORRECTED TO MAKE TRANSLATIONS EASIER.



Dear Max,
I love your comic books! I also love LEGO building and drawing! But, I really, really, really love owls! Can you wear a shirt with an owl on it in your next comic?

Annabel



Ask a grown-up to go to LEGO.com/life/magazine to download the submission form. It includes simple steps for sending your letters and Cool Creations to the LEGO Life Magazine.