


ONLINE MESSAGING



HOW IT WORKS

STEP 01

Start **building** and **talking** to your child about what they love to do online (don't worry, we've given you some handy conversation starters to break the ice!).


STEP 02

Choose one or more related **Watch-Outs** to build and talk about.

WHAT'S IN THIS PACK?

Meet your Online Explorer - **THE CHATTERBOX**

In this activity pack you'll find build and talk activities for the **Chatterbox** to help you learn more about what your child loves about online messaging:




And then you'll find three related **Watch Outs**:



THE MEANIE

To help you talk about **online bullying**

▶ Page 4



THE OVERSHARER

To help you talk about **privacy and sharing safely**

▶ Page 6




THE CHAMELEON

To help you talk about **strangers online**

▶ Page 8

WHAT YOU'LL NEED

 A box of **LEGO** bricks

 At least 20 minutes

Take five minutes to read through this pack before beginning the activity with your child.



ONLINE MESSAGING

ONLINE EXPLORER

THE CHATTERBOX

The following activity will give you a chance to learn about the ways your child enjoys chatting with friends via messaging apps and video calls.

Even if they're not allowed to use messaging apps yet, this is still a good chance to learn about what they have heard about from others or are keen to try themselves.



LET'S GET BUILDING

Start by reading the character description on the next page together (or ask your child to read it out loud). Be sure you have your bricks ready and start building.

While building your awesome creatures, here are some helpful icebreakers that will help you keep the conversation going.

TIP

Most messaging apps are meant for over 13s. If you're not sure check it out online.

BUILD AND TALK

IF YOUR CHILD USES MESSAGING APPS

- ▶ **What apps do you use to stay in touch with your friends?**
- ▶ **Do you share photos or images with each other?**
What about photos or videos you take yourself?
- ▶ **Do you ever chat to people you don't know?**
Other kids, or even grown ups

IF YOUR CHILD USES VIDEO CALLS

- ▶ **Who do you mainly chat to on video calls?**
Do you ever chat to people you don't know?

IF YOUR CHILD USES NEITHER BUT IS CURIOUS

- ▶ **What messaging apps have you heard of?**
Tell me how [app] works?
- ▶ **Do any of your friends use them?**
- ▶ **Why do you think they're safe for kids to use?**
What bad things do you think could happen?

LISTEN OUT

While you're talking think about which of the **Watch Outs** would be the best to chat about:



THE MEANIE

Online bullying and trolling


▶ Page 4



THE OVERSHARER

Privacy and sharing safely


▶ Page 6



THE CHAMELEON

Strangers online

▶ Page 8

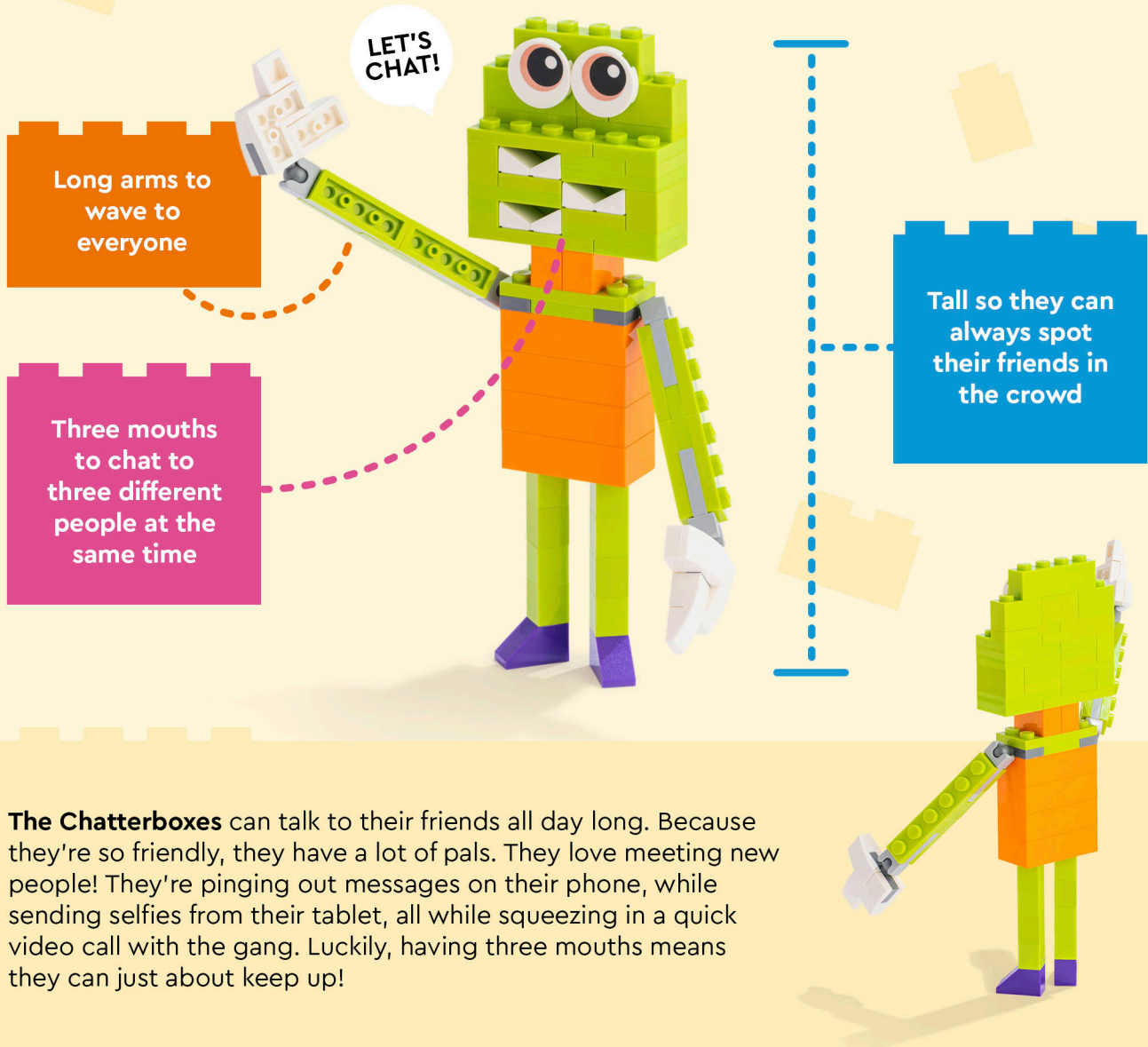




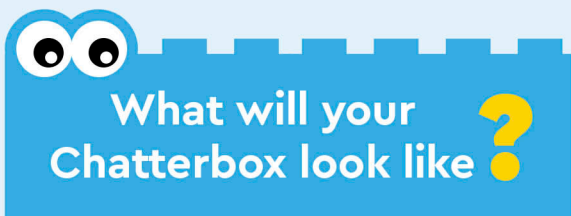
ONLINE MESSAGING

ONLINE EXPLORER

The CHATTERBOX



It's **BUILDING** time!



Have a good look at the picture above to get familiar with all the **Chatterbox's** special features.

You can build an exact copy of the **Chatterbox** in the photos above, or make your own unique version. **It's up to you!**



ONLINE MESSAGING

WATCH OUT



THE MEANIE

Online bullying and trolling

Read with your child on [Page 5](#)



READ BEFORE YOU BUILD

Kids love how messaging apps help them stay in touch with their friends, but sometimes things that have been said or shared in messages can be used against them - to bully or embarrass.

HOW DO YOU DEAL WITH THE BULLIES?

Most bullies crave attention, so it's important not to respond in the heat of the moment.

If your child experiences or witnesses bullying online, it's important they know to tell you, or another trusted grown-up, right away.

BUILD AND TALK

If your child uses a specific app, then talk about that first. If they aren't using messaging apps yet skip to question 2.

- ▶ **Has anyone ever been mean to you online?**
- ▶ **Do you think people say things in online messages they wouldn't face-to-face?**
It's easy to hide behind a screen.
- ▶ **Have you ever seen someone get bullied online?**
*If yes, how did that make you feel?
What did they do?
If no, I've heard people can be really mean.*
- ▶ **What if a person does something mean then said it was 'just a joke'?**
- ▶ **What about if they pressure you to do something you don't want to do?**
*If it feels wrong and you're uncomfortable don't do it.
Tell me, or another grown-up you trust like a teacher.*

TIP


Most apps let you report and block people if they are being really mean.

MAKE A PACT

- ✔ Let's be kind and supportive to everyone online.
- ✔ Let's not say anything online we wouldn't say to someone's face in real life.
- ✔ Let's tell each other right away if someone's mean to us online or asks us to do something that doesn't feel right.

TIME FOR MORE?

There are two more **Watch Outs** in this pack:



THE OVERSHARER
Privacy and sharing safely

▶ [Page 6](#)



THE CHAMELEON
Strangers online

▶ [Page 8](#)



ONLINE MESSAGING

WATCH OUT! IT'S -

The MEANIE



Mean looking eyes




Sharp teeth

Very small, but very mean

PERSONALITY

Mini but mean! This little monster claims it has lots of 'friends' but spends most its time saying unfriendly things to them. It loves to pop up to poke fun at them, especially in front of everyone on a group chat. **What a menace.** The Meanie is hard to catch, but not impossible with a bit of help from a grown-up.



It's **BUILDING** time!



What will your Meanie look like ?

Have a good look at the picture above to get familiar with all of the **Meanie's** special features.

You can build an exact copy from the photos above or make your own unique version.

It's up to you!



ONLINE MESSAGING


WATCH OUT



THE OVERSHARER

Privacy and sharing safely

Read with your child on [Page 7](#)



READ BEFORE YOU BUILD

Once something's shared online it's nearly impossible to get it back. It's important your child knows the basics of sharing safely and feel that they can come to you if they make a mistake.

WHAT IS A DIGITAL FOOTPRINT?

A digital footprint is the information about a person that exists on the internet as a result of their online activity- so any photos, public messages, comments or videos they share on social networks or any forms they fill in online.

BUILD AND TALK

If your child uses a specific app, then talk about that first. If they aren't using messaging apps yet skip to question 3.

- ▶ **Do you ever share photos and videos with friends when your messaging?**
If yes, what kind of photos or videos?
Selfies? Funny stuff?
- ▶ **Do you think you know the kind of photos/videos it's ok to share with friends?**
You never know where something could end up so don't share anything you wouldn't be embarrassed for your grandparent to see!
- ▶ **What kind of photos or videos do you think it's not good to send to anyone?**
Embarrassing ones, ones in bed, ones wearing your school uniform, or when you're not fully dressed.
Also ones with personal things in the background like a family photo or the street you live in.
- ▶ **Would you send a selfie or a video of yourself to someone you didn't know even if they seemed nice?**
Sometimes people aren't who they say they are and are being nice to get something from you. Check with me.
- ▶ **Do you think your friends understand that the things you share are just for them?**
You have to be really careful who you trust, they might not have been taught about safe sharing.

TIME FOR MORE?

There are two more **Watch Outs** in this pack:



THE MEANIE

Online bullying and trolling

▶ [Page 4](#)



THE CHAMELEON

Strangers online

▶ [Page 8](#)

MAKE A PACT

- ✓ Let's agree to not share anything online we wouldn't mind someone like a grandparent seeing.
- ✓ Let's agree to never share personal photos or our personal details like full name or address with people we don't know and trust.
- ✓ Let's tell each other right away if we share something we feel we shouldn't have.



ONLINE MESSAGING

WATCH OUT! IT'S -

The OVERSHARER



Big mouth they can chat a lot about themselves

Loves to pose for the camera

Camera hands and long arms for perfect selfies

PERSONALITY

You probably already know about the **Oversharer**, because there are photos and videos of them **everywhere** online. Really, they just like to share stuff with their friends, but sometimes they get muddled and end up **sharing private stuff** with strangers by accident. If only they realised that online sharing is a hundred times easier than un-sharing!



It's BUILDING time!



What will your Oversharer look like?

Have a good look at the picture above to get familiar with all of the **Oversharer's** special features.

You can build an exact copy from the photos above or make your own unique version.

It's up to you!




ONLINE MESSAGING

WATCH OUT



THE CHAMELEON

Strangers online



Read with your child on [Page 9](#)

READ BEFORE YOU BUILD

Kids don't always know who to trust and can struggle to recognise when someone's not being truthful about who they are and what they want.

It's good to establish that if your child is contacted by a stranger online, they should always check with you before replying.

TIP

Lots of apps and sites will set your profile to public automatically. Luckily you can easily change your privacy settings.

MAKE A PACT

- ✓ Let's tell each other right away if anyone asks us to do or share something that feels wrong.
- ✓ Let's agree to not reply to strangers who message us out of the blue, we'll tell each other instead.
- ✓ Let's agree that if something happens online you won't keep it to yourself, and even if you don't want to talk to me, you'll tell another grown-up you trust (like a teacher).

BUILD AND TALK

- ▶ Do you know what to do if you get a message from a stranger?
- ▶ Has it ever happened to you or a friend?
- ▶ Why do you think it's important not to reply?
If you really want something, let's discuss it together!
- ▶ How do you think you can tell if someone isn't who they say they are?
It's really hard to tell. Sometimes grown-ups pretend to be kids.
- ▶ Do you know what to do if a stranger asks you to do anything that makes you feel uncomfortable?
If they ask you to share a photo of yourself or to meet up with them in real-life, without your parents- don't do it. Tell me or a grown-up you trust.
- ▶ Has anyone you know (not a stranger) asked you to share photos of yourself or do things that don't feel right?
If it doesn't feel right, you don't have to do it. Tell me or a grown-up you trust if you feel uncomfortable.


TIME FOR MORE?

There are two more **Watch Outs** in this pack:



THE MEANIE
Online bullying and trolling

▶ [Page 4](#)



THE OVERSHARER
Privacy and sharing safely

▶ [Page 6](#)




ONLINE MESSAGING



WATCH OUT! IT'S -

The CHAMELEON

A friendly front,
so you don't
suspect a thing



Head twists in
an instant to
reveal their
sinister side

Their true
personality
hidden behind

PERSONALITY

The Chameleon seems like a stranger looking for a new friend, but are they really...?

Appearances can't always be trusted - and the Chameleon is a **master of deception**.

No one knows who they really are, or if they're a child or an adult- they **NEVER** tell the truth.

Luckily grown-ups have the skills to help spot crafty Chameleons online.

It's BUILDING time!



What will your
Chameleon look like ?

Have a good look at the picture above to get familiar with all of the **Chameleon's** special features.

You can build an exact copy from the photos above or make your own unique version. **It's up to you!**




ONLINE MESSAGING

A BIG WELL DONE!

On average, parents will only spend **46 minutes** discussing digital safety and wellbeing with their child during their entire childhood.


Now you've broken the ice why not keep talking regularly?



If your child is into other things online then why not try another of our activity packs, with build and talk activities to help you keep up and them stay safe.



Explore online video with
THE GIGGLER



Explore online gaming with
THE MULTIPLAYER



You can download our packs from [LEGO.com/buildandtalk](https://www.lego.com/buildandtalk)

FURTHER RESOURCES

For more tips on digital safety and wellbeing visit:

[LEGO.com/onlinesafety](https://www.lego.com/onlinesafety)

SHARE YOUR BUILD

Why not share your creations on LEGO Life?

Take a photo and share it using **#OnlineExplorers** on the LEGO Life app.

The **LEGO Life app** is a safe place for kids to share their creations with other kids.

Find out more about it on [LEGO.com](https://www.lego.com)



[LEGO.com/apps](https://www.lego.com/apps)